

FIRE DETECTION 2025 SYSTEMS CATALOGUE



www.olympia-electronics.com



for a safer world!



Our mission

To be among the most innovative European companies in the Electronic Safety & Security Systems industry.

Our philosophy

Produce high quality, state-of-the-art, innovative products at a competitive price level. Be an 'Easy To Do Business With' company. Be customer-focused and provide excellent service.

Exports_{to}
72 countries



est. 1979

olympiaTM
electronics

SAFETY & SECURITY SYSTEMS

for a safer world!

OUR COMPANY

since 1979

Innovative electronic safety and security systems

205 employees with more than 25% in R & D department

Strong presence in over 72 countries

Purely Greek company

Certified products according to the European Norms

PRODUCTS

Emergency lighting

Fire detection systems

Gas detection systems

Burglar alarm and security systems

Electronic room thermostats

Emergency lighting & fire detection systems

for marine applications

QUALITY

OLYMPIA ELECTRONICS S.A. aiming in the quality, has adopted in the last years, production and inspection procedures that have supplied the market with products that are totally in accordance with European Norms (EN).

For the production, the company applies advanced systems "world class manufacturing" such as lean systems, TPM, 5S which give it competitive advantages.

Its products allocate certificates from various certification bodies such as: EVPU, BSI, e.t.c.

The company applies a complete management system IQMS "oly q" which include quality management systems, as well as environmental, hygiene and personnel safety management systems.

Olympia Electronics S.A. has been certified according to ISO 9001, ISO 45001, ISO 140001 & ISO 27001.

EXPORTS

We export to 72 countries:

European Union
Eastern European countries & Russia

Middle East and Gulf States

Africa

U.S.A

Australia

CERTIFICATIONS

EVPU®



EAC

1. KPMG-K0081
BS EN 60598-2-22
2. KPMG-K0086
BS EN 60334
3. KPMG-K0088
BS EN 61347-2-7
4. KPMG-K103
BS EN 50171

APPROVAL
SWISS
Objectively True



REFERENCES

HOTELS

Asplund Hotel / Sweden, The Westin Resort Costa Navarino, Kalamata / Greece, Movenpick, Petra / Jordan, Hilton, Athens / Greece, Hotel Pullman ZamZam Makkah / Saudi Arabia, Le Royal Hotel, Dbayeh / Lebanon, Grand Hotel Palace, Thessaloniki / Greece, King George, Athens / Greece, Akti Imperial Deluxe Resort & Spa, Rhodes/ Greece, Sideri, Mykonos/ Greece, Aqua Blue, Santorini/ Greece, Orycheio, Santorini/ Greece, Palmyra, Glifada/ Greece, Acropol, Athens/ Greece, Kalamaki Beach, Korinthos/ Greece, Artemis, Kos/ Greece, Casa Cook, Kos / Greece Continental, Kos / Greece, Aggrelli, Kos / Greece, Origin Hotel & Appartments, Kos / Greece, Atlantica Thalassa, Kos / Greece, Marmari Beach, Kos/ Greece, Amada Colossos, Rhodes / Greece





MISCELLANEOUS INSTALLATIONS

Luxembourg Scince Center / Luxembourg,
Trilogy Limassol / Cyprus , Belgrade National
Museum / Serbia, Farwaniya Hospital / Kuwait,
Y.M.C.A Thessaloniki /Greece,
Hushagsgymnasiet school / Sweden,
Sportsarena Anglagarden / Sweden, Kleanthis
Vikelidis Stadium, Thessaloniki /Greece,
Happel Stadium / Wien , Austria, Frescati
university library / Sweden, Schwerin metro /
Germany, Better Life Appliances for Cayan
Tower/ Dubai, 132/33kv Kdrah Grid Station /
Oman, Desert Night Camp / Oman, 33kv
Tumrait Sub Station / Oman, 33kv SOHAR Sub
Station / Oman, Olympic village / Greece,
Twin Tower / Lebanon, Kdrah Grid Station /
Oman, ARGO Offices / Prague, Czech
Republic Prioritet Serneke Arena / Sweden,
Press center of the Olympic games / Rio,

Brazil, Orebro Castle/ Sweden Metropolitan
Medical Center, Athens/ Greece,
Cardiological Clinic of Tzaneio Hospital,
Athens/ Greece, General Hospital, Athens/
Greece, Hospital Paidon Pentelis, Athens/
Greece, Hellenic Open University/ Greece,
Ralleios School of Peiraia/ Greece, General
High School, Tripoli/ Greece, School Complex
Moraitis, Athens/ Greece, 16th School
Complex of Patra / Greece, 5th Nursery
School, Athens/ Greece, OTE Building ,
Athens/ Greece, OTE Building Ampelokipoi,
Athens/ Greece, Law Office Building "Sioufas"
 , Athens/ Greece, Teleperformance
Company , Athens/ Greece, Warehouse of
tiles "Lakiotis Company", Athens/ Greece,
Corporate Offices "Nestle", Malta

AIRPORTS

Arlanda Airport / Sweden, Landvetter
Airport / Sweden, Macedonia Airport /
Greece, Lisbon, Airport / Portugal, New
Delhi Airport / India, Frankfurt Airport /
Germany, El. Venizelos/ Greece Doha
International airport / Qatar, Oslo
Airport / Norway, Santorini / Greece,
Aristarhos of Samos / Greece

SHOPPING CENTERS

Armada shopping center / UK, Solaris
shopping center / Esthonia, Bergvik
shopping center / Sweden, Shopping
center Mitt I city / Sweden



REFERENCES

RESIDENTIAL APARTMENTS

Wien, Austria / Raffaelgasse 27 1200,
Satzingerweg 64 1210,
Breitenfurterstrasse 223 BPL 4-6 1230,
Ernstbrunn, Austria / Dr. Steiner-Gasse 2
2115, Graz, Austria / Waagner Biro
Stasse 69 8020, Taxach, Austria /
Ringweg 33 5400 RIFerside, Beograd
Waterfront, Serbia/ Phase B, USCE II,
Belgrade, Serbia / Final Phase

PUBLIC PROJECTS

National Road Network Athens -
Thessaloniki/ Greece, National
Road Network Athens- Kalamata/
Greece, Egnatia Odos / Greece,
Underwater Tunnel Actio/ Greece,
Rio-Antirio Bridge/ Greece





MISCELLANEOUS INSTALLATIONS

Luxembourg Science Center / Luxembourg,
Trilogy Limassol / Cyprus, Belgrade National
Museum / Serbia, Farwaniya Hospital / Kuwait,
Y.M.C.A Thessaloniki / Greece,
Hushagsgymnasiet school / Sweden,
Sportsarena Anglagarden / Sweden, Kleanthis
Vikelidis Stadium, Thessaloniki / Greece
Happel Stadium / Wien, Austria, Frescati university
library / Sweden, Schwerin metro / Germany,
Better Life Appliances for Cayan Tower/
Dubai, 132/33kv Kadrah Grid Station / Oman,
Desert Night Camp / Oman, 33kv Tumrait Sub
Station / Oman, 33kv SOHAR Sub Station /
Oman, Olympic village / Greece, Twin Tower
/ Lebanon, Kadrah Grid Station / Oman,
ARGO Offices / Prague, Czech Republic
Prioritet Serneke Arena / Sweden, Press center
of the Olympic games / Rio, Brazil, Orebro

Castle/ Sweden, Metropolitan Medical
Center, Athens/ Greece, Cardiological Clinic
of Tzaneio Hospital, Athens/ Greece, General
Hospital, Athens/ Greece, Hospital Paidon
Pentelis, Athens/ Greece, Hellenic Open
University/ Greece, Ralleios School of Peiraia/
Greece, General High School, Tripoli/ Greece,
School Complex Moraitis, Athens/ Greece,
16th School Complex of Patra / Greece, 5th
Nursery School, Athens/ Greece, OTE Building
, Athens/ Greece, OTE Building Ampelokipoi,
Athens/ Greece, Law Office Building "Sioufas"
, Athens/ Greece, Teleperformance
Company, Athens/ Greece, Warehouse of
tiles "Lakiotis Company", Athens/ Greece,
Corporate Offices "Nestle", Malta





FACT

Smoke alarms
decrease the risk
of dying in a home fire
by 55%.

source: NFPA's "Smoke Alarms in US Home Fires"

BATTERY OPERATED SMOKE DETECTOR
(LITHIUM OR ALKALINE)



www.olympia-electronics.com



for a safer world!

FIRE DETECTION SYSTEMS	ANALOGUE ADDRESSABLE FIRE DETECTION SYSTEM	11-21
	CONVENTIONAL FIRE DETECTION SYSTEMS & DEVICES	23-31
	FIRE DETECTION PERIPHERAL & GENERAL DEVICES	33-40
	FIRE EXTINGUISHING SYSTEM	41-44
	VOICE ALARM CONTROL AND INDICATING EQUIPMENT	45-47
GAS DETECTION	ANALOG GAS DETECTION SYSTEMS	51-56
	AUTONOMOUS GAS DETECTION DEVICES	57-60
END-OF-LIFE (EOL) PRODUCT	ADDRESSABLE FIRE DETECTION PANELS	61-63





ANALOGUE ADDRESSABLE FIRE DETECTION SYSTEM

The BSR-100X series of analogue addressable fire alarm panels consists of 3 models (1, 2 and 4 loop connections), named BSR 1001, BSR -1002 and BSR 1004 respectively, all sharing the same control interface, functionality and indications.

The accompanying software application for Windows PC, BSR-100X provides utilities for calculating installation parameters, configuring the control panel and keeping an event log record

All BSR 100X models include 4 outputs for conventional sirens, an alarm relay, a fault relay and a programmable auxiliary relay. Two 12V lead acid (Pb) batteries are required in each control panel. The supported battery capacity is 7Ah, 9Ah, 12Ah or 15Ah, which must be calculated in accordance with the size of the installation (number of devices) and the required emergency duration (during mains interruption).

The available loop connections are: 1 for BSR -1001, 2 for BSR - 1002 and 4 for BSR -1004. Each loop output connection can support up to 150 addressable units (smoke and heat detectors, addressable sirens, manual fire call points, etc) .

All features and indications are in accordance with European standards EN 54 2 and EN 54 4. The BSR 100X series analogue addressable fire alarm panels is ideal for medium to large scale facilities such as department stores, hotels and factories because of the ability to have up to 4 panels networking and up to 8 repeaters networking.

The BSR-1000 repeater provides to the user the ability to perform basic system functions and an overview of the current state and events of the panel network via the built-in keypad and illuminated graphics display.





Technical Characteristics


	BSR-1001 Addressable fire detection panel 1 loop / 128 zones	BSR-1002 Addressable fire detection panel 2 loops / 128 zones	BSR-1004 Addressable fire detection panel 4 loops / 128 zones	BSR-1000 Repeater panel
Mains power input	220-240V AC/50-60HZ			
Consumption	130 VA max			
Autonomy	up to 72 hours (without loads at 24VM and 24VP outputs)			
Conventional sounder / siren circuits	4 x 24VDC (± 3VDC) / 300mA max short / open circuit monitored 10KOhm termination resistor			
24VP Output	24VDC (± 3VDC) permanent output / 300mA max short-circuit monitored			
24VM Output	24VDC (± 3VDC) resettable output / 300mA max short-circuit monitored			
Relay Output	3 relay contacts (30VDC/5A)			
Total Load	The total current of the panel (loops, siren circuits, outputs 24P, 24M) must not exceed 2A			
Loop	1 loop	2 loops	4 loops	
Battery Specifications				
Battery Type	2 lead batteries sealed 12V / 7-15Ah			
Battery cut-off voltage	20,5V			
Maximum battery current discharge	2A max			
Battery resistance (ESR)	1Ohm max(higher values will lead to battery resistance fault)			
Structural characteristics				
Cover protection	IP 30			
Construction materials	ABS/PC, electrostatically painted steel			
Dimensions (LxWxH)	355 x 115 x 345 mm			
Weight (without batteries)	4080 gr.	4210 gr.	4330 gr.	4060 gr.

ADDRESSABLE FIRE DETECTION PANELS				
CODE	TYPE	CERTIFICATIONS	DESCRIPTION	kg
921100102	BSR-1001	EVFÜ	Analogue Addressable fire alarm panel with 1 loop (Olympia A Protocol)	4080 gr.
921100200	BSR-1002	EVFÜ	Analogue Addressable fire alarm panel with 2 loops (Olympia A Protocol)	4210 gr.
921100400	BSR-1004	EVFÜ	Analogue Addressable fire alarm panel with 4 loops (Olympia A Protocol)	4330 gr.
921100000	BSR-1000	EVFÜ	Repeater for BSR-100x series panels	4060 gr.

ADDRESSABLE FIRE DETECTION PERIPHERAL DEVICES FOR PANELS BSR-1001/1002/1004		
CODE	TYPE	DESCRIPTION
927200002	A-200	Thermal printer for the addressable panel BSR-100x (includes type BSR-100x/Printer card with printer port)
927200003	A-200/ETHERNET	Thermal printer for the addressable panel BSR-100x (includes type BSR-100x/Ethernet - Printer card with ethernet and printer port)
921100402	BSR-1004/MODBUS	Modbus ASCII card for BSR-100x panel
921100408	BSR-100X/ETHERNET-MODBUS	Connection card with Ethernet and MODBUS port for BSR-100x
923853000	GR-8530	Network ethernet card

PC SOFTWARE	
TYPE	DESCRIPTION
PC-1000	Configuration PC software for fire alarm installation (Link to download: https://www.olympia-electronics.com/en/support/software)

DEVICE FOR CONNECTION		
CODE	TYPE	DESCRIPTION
921485100	BMS-485	Device for connection BSR-100x panel with PC
923650002	OLYMPIA GATEWAY	Remote monitoring device (via ethernet) for BSR-100x
980122100	EKI-1221-CE	Converter modbus ASCII serial to TCP/IP

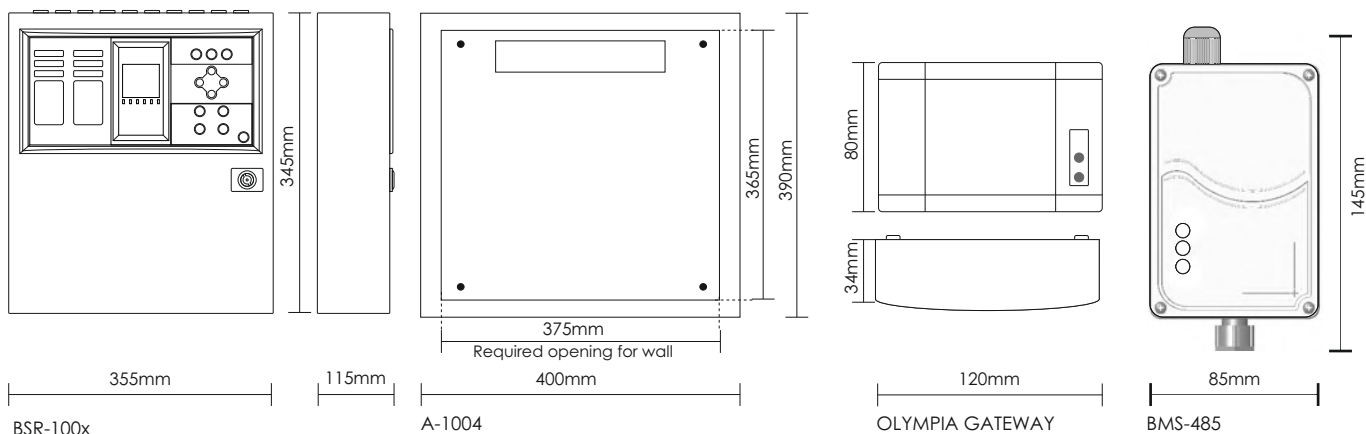


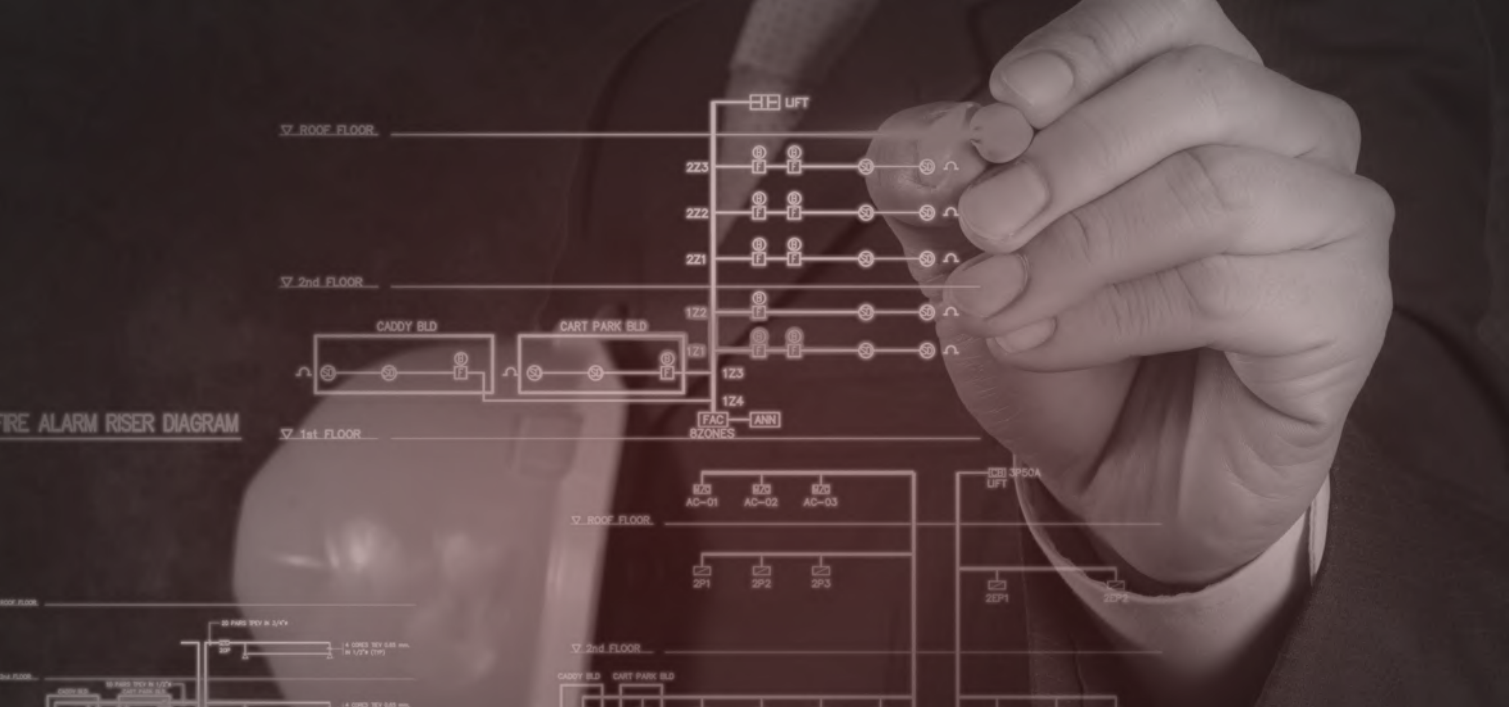
SPARE PARTS & EXTENSIONS			
CODE	TYPE	DESCRIPTION	kg
921100401	BSR-1004/PRINTER	Additional connection card for printer type A-200	10 gr.
921100407	BSR-100x/ETHERNET-PRINTER	Additional connection card with Ethernet and Printer ports	25gr.
921100404	BSR-100x/LOOP 2	1 LOOP Expansion card for panel BSR-100x	
921100405	BSR-100x/LOOP 3-4	2 LOOP Expansion card for panel BSR-100x	
980110011	A-1004	Metallic recess mounting base for BSR-100x	



BATTERIES		
CODE	TYPE	DESCRIPTION
603001270	A-986	12V / 7Ah Lead acid battery
603001290	A-961	12V / 9Ah Lead acid battery
603101212	A-940	12V / 12Ah Lead acid battery
603101215	A-1214	12V / 15Ah Lead acid battery

Dimensions





CMI SOFTWARE

Graphical Monitoring Software (CMI-1101) is an advanced fire alarm monitoring and warning system. CMI-1101 use Modbus ASCII protocol to communicate with Olympia-Electronics addressable fire alarm panels of the BSR-100x family. Using a simple interface, where the user can view in real time the alarm or fault condition and check the event history of the fire alarm system.

With CMI-1101 the user can execute a variety of commands to the fire alarm panel such as reset, evacuate, siren silence

/ resound etc. Broadcast commands are also available, which executes the commands to all the connected panels simultaneously.

Having multiple connectivity options gives the user a versatile tool which can be implemented in existing fire alarm installations with just a few easy modifications, or installed to a new fire alarm system customizable to the needs of every installation.

Graphical Monitoring Software CMI-1101

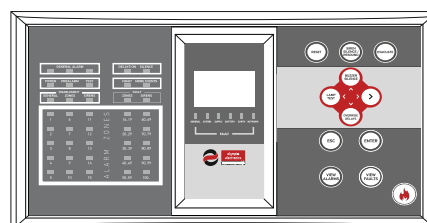
User interface



Multiple monitor panel

Database

The CMI-1101 UI is identical to the real BSR-100X panel, making it easy and straight forward to use. The software follows the exact behavior of all the functions of the real panel, such as the LEDs, the display screen, the commands.





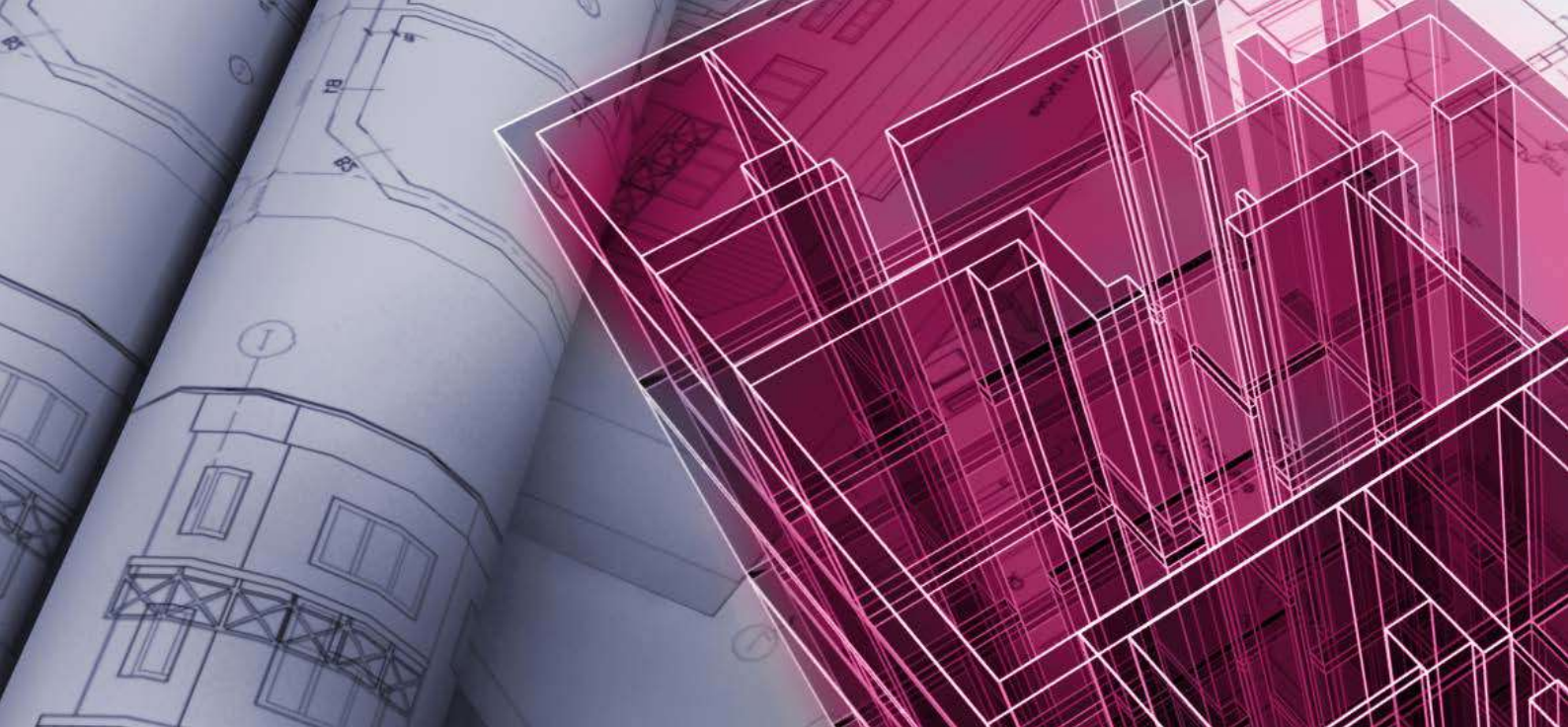
GRAPHICAL ENVIRONMENT SOFTWARE FOR FIRE DETECTION SYSTEM MANAGEMENT

CODE	TYPE	DESCRIPTION
921110100	CMI-1101	Visual software monitor BSR-100X
921110200	CMI-1102	License for second PC

ADVANTAGES OF CMI

With Graphical Monitoring Software (CMI-1101) the user has the ability to

- Real time monitor of the fire alarm installation
- Multiple panels connection with one USB cable or more if it's necessary
- UI interface similar with BSR-100x family fire alarm panel
- Multiple panels monitoring in the same software
- Import floor plans in multiple file formats (png, jpg, bmp, tiff etc).
- Drag and drop icon placement provides easy device location on floor plans
- Alarms and faults indication in both panel and floor plan
- Color coded messages about the events (alarm, fault etc.) for direct and easy monitoring
- Special commands from software to panel (reset, evacuate, siren silence / resound etc.)
- Broadcast commands to all the connected panels at once
- Monitor the same fire alarm system from a second PC connected to the local Network

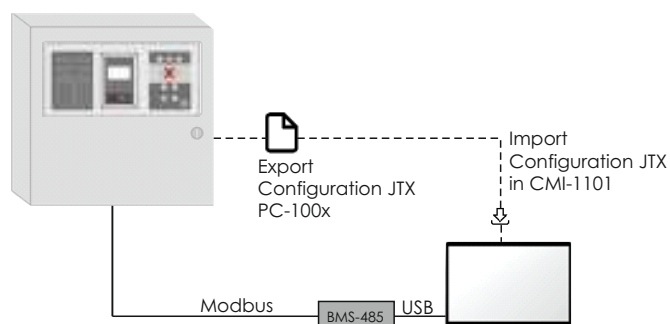


Configuration

The configuration requires two steps:

- Connect the panel to the BMS-485 device and then to the PC's USB port
- Import the .jtx file of the specific fire alarm installation (exported from the PC-100X software) and configure the software

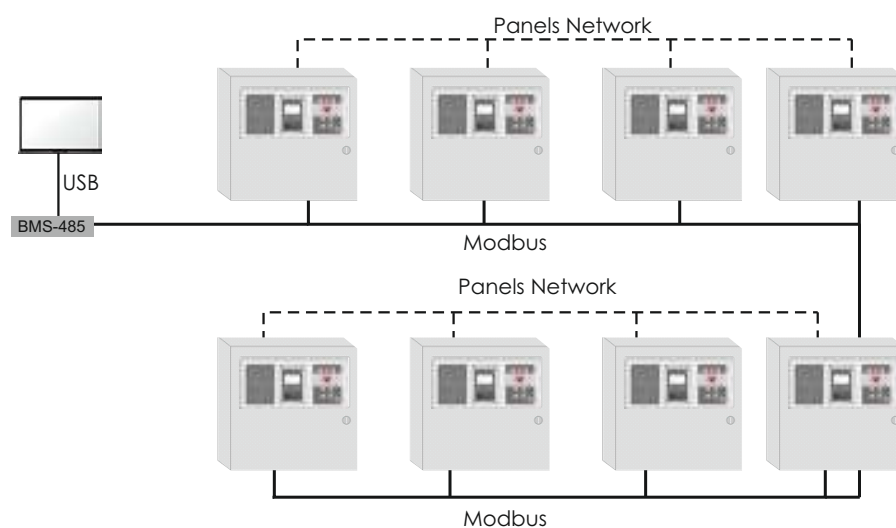
Configuration diagram

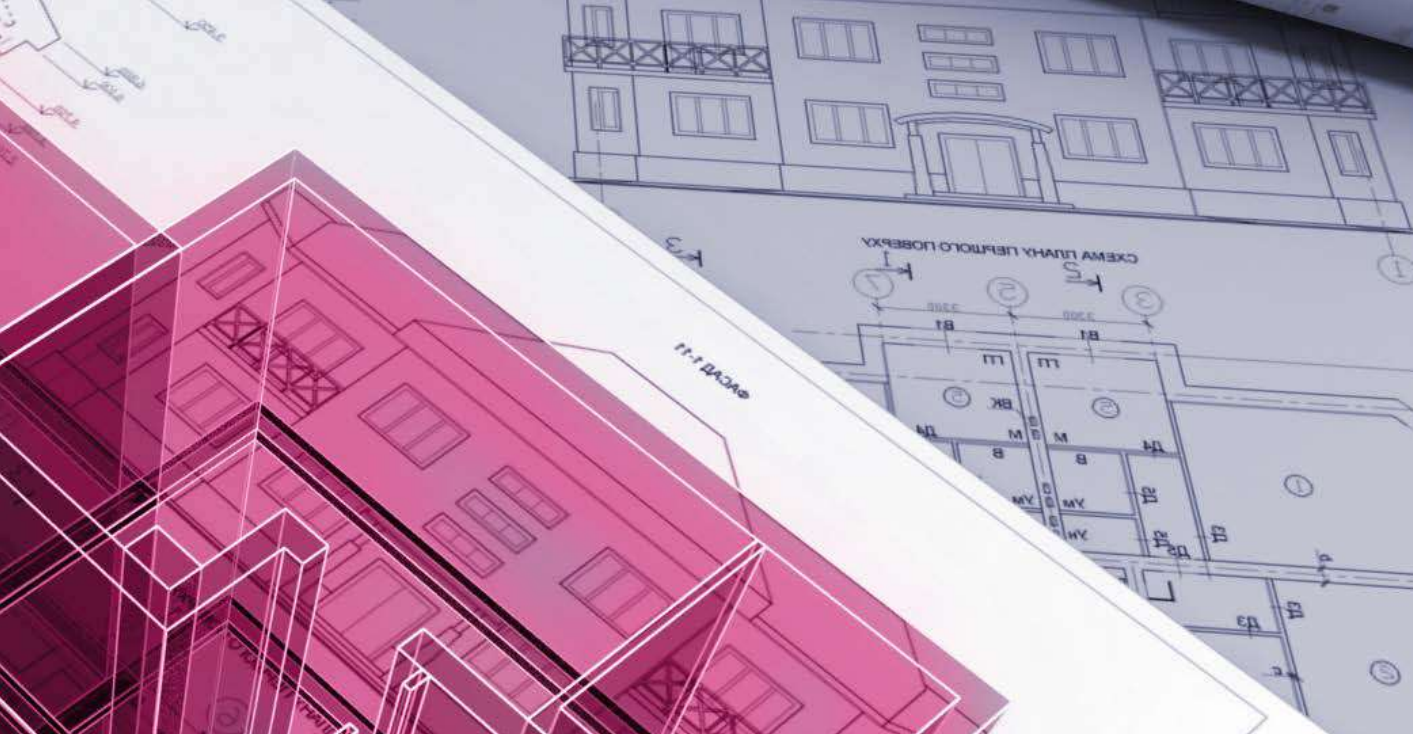


Connectivity

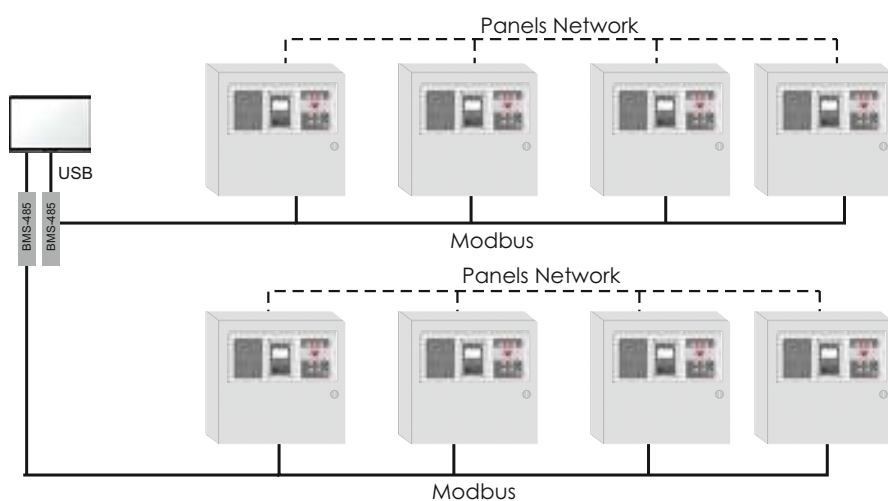
There are two ways of connecting (up to 15) BSR-100X panels to CMI-1101 PC software:

- Using one BMS-485 USB device, and all the panels connected in parallel

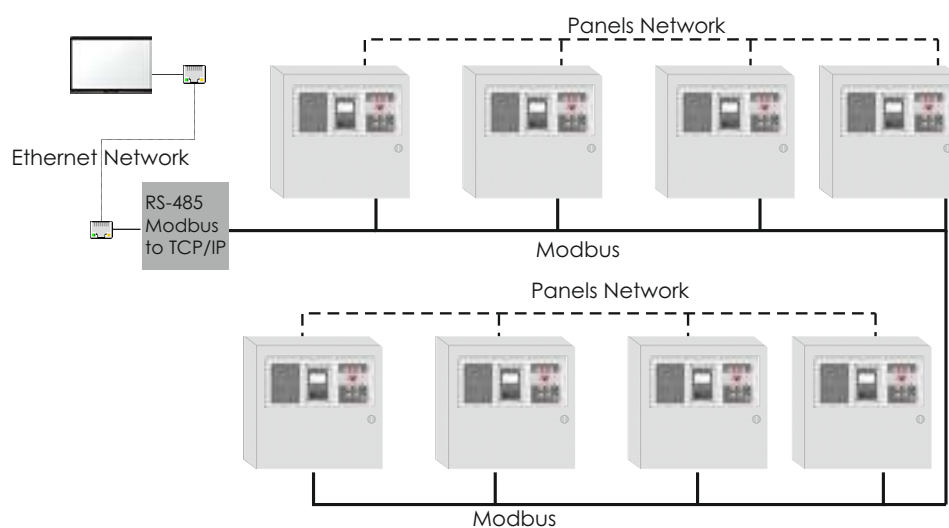




- Using more than one BMS-485 USB devices, and connect the panels in groups in parallel, each group having its own BMS-485 USB device





- The software also supports communication over Ethernet, with the use of a converting RS-485 to Ethernet (TCP/IP) gateway device.





ADDRESSABLE DETECTORS

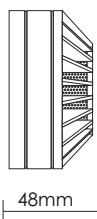
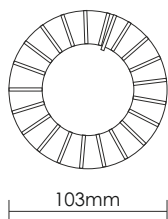
CODE	TYPE	CERTIFICATIONS	DESCRIPTION		CLASS	VOLTAGE	STANDBY/ALARM CURRENT	
921615500	BSR-6155*	EVPU	Addressable optical smoke detector with base and integrated isolator (Olympia A Protocol)	IP42	-	12-30V DC	195µA/2,5mA	160 gr.
921615700	BSR-6157*	EVPU	Addressable optical smoke and rate-of-rise heat detector with base and integrated isolator (Olympia A Protocol)	IP42	A1R / A1S adjustable	12-30V DC	195µA/2,5mA	160 gr.
921616000	BSR-6160**	EVPU	Addressable rate-of-rise heat detector with base and integrated isolator (Olympia A Protocol)	IP42	A1R / A1S / CS adjustable	12-30V DC	90µA/2,5mA	145 gr.



All the above models can be manufactured in anthracite color upon demand with code BSR-xxxx/C

*  The packaging contains 48pcs.

**  The packaging contains 54pcs.

Dimensions



ACCESSORIES				VOLTAGE	STANDBY/ALARM CURRENT	
CODE	TYPE	DESCRIPTION				
921196000	BASE-196/N**	Waterproofing box for fire alarm sensor base with cable glands	IP65			160 gr.
921612400	BASE-6124/SB*	Base for addressable detector with siren and beacon		11-30V DC	- /5mA	145 gr.
808165501	BASE-DETECTOR	Base for BSR-6155/6157/6160 & BS-655/A,657/A,660/A				50 gr.
927655001	BASE-DETECTOR	Base for BSR-6155/6157/6160 & BS-655/A,657/A,660/A (set 12 pieces)				720 gr.

*  The packaging contains 54pcs.

**  The packaging contains 26pcs.



BASE-196/N

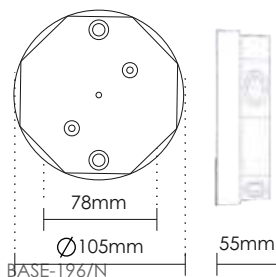


BASE-6124/SB

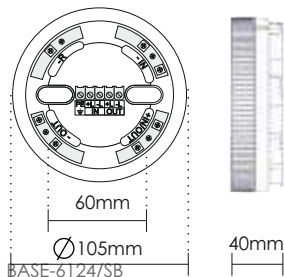


BASE-DETECTOR

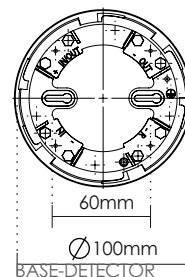
Dimensions



BASE-196/N





BASE-6124/SB



BASE-DETECTOR

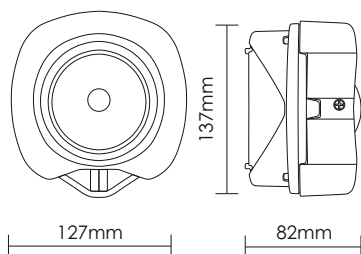


ADDRESSABLE SIRENS

CODE	TYPE	CERTIFICATIONS	DESCRIPTION		MAXIMUM SOUND LEVEL IN 1 METER	VOLTAGE	STANDBY/ALARM CONSUMPTION	
921513201	BSR-5132/WP	EVPU	Waterproof addressable sounder with beacon and integrated isolator. 32 different tones in 4 sound levels, 2 beacon functions	IP65	101dB, Dip switch for siren and beacon selection	12-30V DC	90µA / 11,2-52,4mA	313 gr.
921513000	BSR-5130/WP	EVPU	Waterproof addressable sounder with integrated isolator. 32 different tones in 4 sound levels	IP65	101dB, Dip switch for siren selection	12-30V DC	90µA / 7.4-35.9mA	313 gr.

 The packaging contains 18pcs.

Dimensions





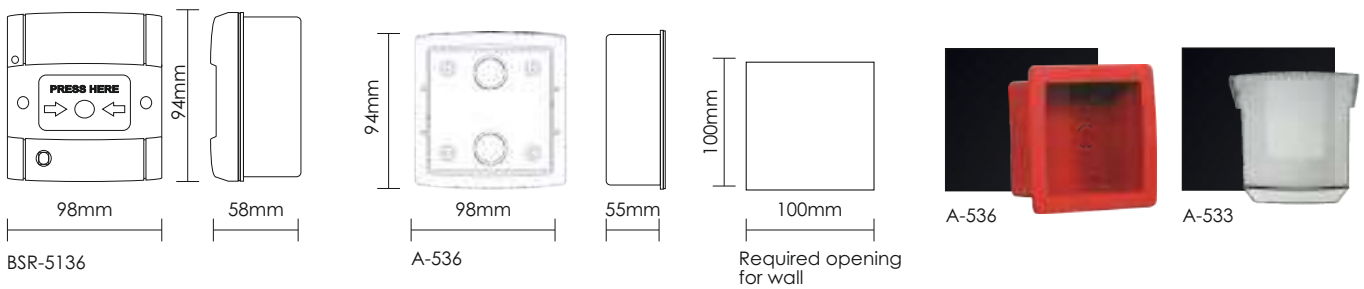
ADDRESSABLE MANUAL CALL POINT

CODE	TYPE	CERTIFICATIONS	DESCRIPTION		VOLTAGE	STANDBY/ALARM CONSUMPTION	
921513600	BSR-5136	EVPU	Addressable manual call point with integrated isolator (Olympia A Protocol)	IP20	11-30V DC	90μA / 2,5mA	185 gr.

The packaging contains 54pcs.

ACCESSORIES				
CODE	TYPE	DESCRIPTION		
927533000	A-533	Protective diffuser for BSR-5136		23,5 gr.
927536000	A-536	Recess wall mounting base for BSR-5136		146 gr.

Dimensions

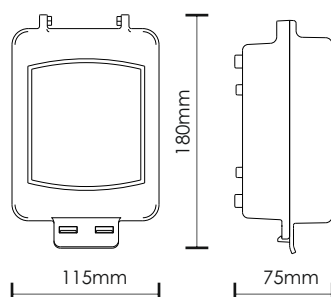


WATERPROOFING CASE


CODE	TYPE	DESCRIPTION		
927530000	BOX-530	Waterproofing case for fire detection- extinguishing manual call point (stickers are included - fire alarm call point is not included)	IP65	280 gr.

The packaging contains 21pcs.

Dimensions





Side view



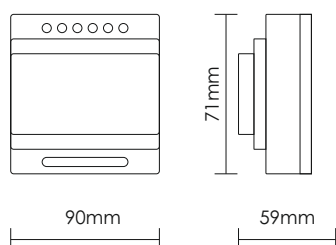


ADDRESSABLE TWIN INPUT/OUTPUT UNIT

CODE	TYPE	CERTIFICATIONS	DESCRIPTION		VOLTAGE	STANDBY/ALARM CURRENT	
921812000	BSR-8120	EVFÜ	Addressable twin input/output unit with integrated isolator (Olympia A Protocol)	IP20	12-30V DC	200µA/2,5mA	136 gr.

 The packaging contains 56pcs.

Dimensions

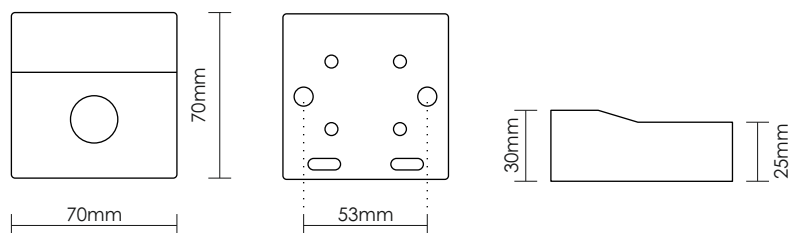


REMOTE DETECTOR LED

CODE	TYPE	DESCRIPTION		VOLTAGE	STANDBY/ALARM CURRENT	
921572000	BS-572	Remote detector LED (red)	IP20	Connected with "R" of the detector	10mA	50 gr.

 The packaging contains 100pcs.

Dimensions



CONVENTIONAL FIRE DETECTION SYSTEMS & DEVICES



CONVENTIONAL FIRE DETECTION SYSTEM 8-16 zones

The family consists of 3 panels (8, 12 and 16 zones) with identical controls and indications. They have 2 outputs for sirens, an alarm relay, a fault relay and a programmable auxiliary relay.

For their operation, two A-986 (12V/7Ah) batteries are required. Alternatively two A-961 (12V/9Ah) batteries can be used for greater autonomy.

In detail the BS-1638 panel has 8 zones, the BS-1642 has 12 zones and the BS-1646 has 16 zones.

All functions and indications are according to the European norms EN 54-2 and EN 54-4.

The panels offer up to 16 zones and are suitable for large installations such as shopping malls, hotels and factories.

They offer a wide range of settings and characteristics for controlling the installation equipment and sirens which can be easily adjusted using a PC via an Ethernet connection.

BS-1638-42-46 web interface

Panel control web-interface on local network or via olympia gateway for remote control.

BS-1638, Ethernet Connection

LINKS	PANEL
• INFORMATION PANEL	TIME SETTING 12:16:56
• INFORMATION ZONES	DATE SETTING 10/12/14
• USER MENU	STATUS NORMAL
• TECHNICIAN MENU	ALARM 0
• ALL EVENTS	FAULT 0
• INFORMATION NETWORK	DISABLED 0
	IN TEST 0
	NUMBER OF ZONES 8
	PANEL SOFTWARE VERSION BS-1638 v.01.02-MU
	LOCATION BUILDING
	TECHNICIAN INFO OLYMPIA ELECTRONICS
	TECH TELEPHONE 00302353051200
	SERIAL NUMBER 1

Technical Characteristics

	BS-1638 8 zones fire detection panel	BS-1642 12 zones fire detection panel	BS-1646 16 zones fire detection panel
Mains power supply	220-240V AC/50-60HZ		
Consumption	100 VA		
Autonomy	72 hours with two 12V/7Ah batteries		
Alarm circuits	Two 24V circuits that are monitored for open and short - circuit conditions (The maximum current for each circuit is 300mA)		
Output 24P	24VDC (±3VDC) permanent output with a maximum current of 0.3 A. The output is protected by a resetable electronic fuse		
Output 24M	24VDC (±3VDC) output which is interrupted during a reset.		
Output relays	Three relay contacts that can handle up to 30V DC and 5 A maximum. All the output relays must be protected with fuses with the same rating.		
Total power	The total output power (zone circuits, siren circuits, outputs 24P and 24M) must not exceed 1A		
Battery Specifications			
Battery Type	2 lead batteries sealed 12V / 7-15Ah		
Battery cut of voltage	21V		
Maximum current batteries discharge	1A		
Battery maximum internal resistance Rimax	1Ohm		
Structural characteristics			
Cover protection	IP 30		
Construction materials	ABS – PC, electrostatically painted steel		
Dimensions (LxWxH)	345 x 106 x 348 mm		
Weight (without batteries)	3740gr	3780gr	3820gr

CODE	TYPE	CERTIFICATIONS	DESCRIPTION	kg
921163800	BS-1638	EVFÜ	8 zone fire detection panel with LCD display	4509 gr.
921164200	BS-1642	EVFÜ	12 zone fire detection panel with LCD display	4545 gr.
921164600	BS-1646	EVFÜ	16 zone fire detection panel with LCD display	4596 gr.

ACCESSORIES			kg
CODE	TYPE	DESCRIPTION	
923853000	GR-8530	Network ethernet adaptor	
921615000	BS-615	Expansion module with 4 relays for panels	
923650002	OLYMPIA GATEWAY	Safety system networked panel remote monitoring device	160 gr.

SPARE PARTS		
CODE	TYPE	DESCRIPTION
921164001	BS-1640	4 zones expansion card for BS-1638
921164100	BS-1641	4 zones expansion card for BS-1642



BS-615



OLYMPIA GATEWAY



GR-8530



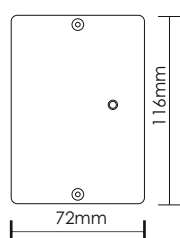
BS-1640



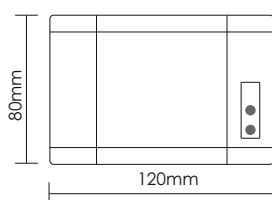
BS-1641

BATTERIES		
CODE	TYPE	DESCRIPTION
603001270	A-986	12V / 7Ah Lead acid battery
603001290	A-961	12V / 9Ah Lead acid battery

Dimensions



BS-615



OLYMPIA GATEWAY






CONVENTIONAL FIRE DETECTION SYSTEM

The family of fire detection panels consist of 3 types (2, 4 and 6 zone) with identical operation and indications. The panels have 2 independent siren outputs, Alarm, Fault Relay and a programmable AUX relay. The required batteries for the panels are two A-920 (12V/2.6Ah). All functions and indications are according to European Norms EN 54-2 and EN 54-4.


FIRE SYSTEM



CODE	TYPE	DESCRIPTION	
921162001	BS-1620	Fire detection accessories set	4366,5 gr.
Contains:		<div><div><ul style="list-style-type: none">BS-1632 conventional fire detection control panel.BS-655/A x 2 smoke detector.BS-536 manual call point.BS-532/WP siren with beacon.A-920 batteries 12V/2.6Ah x2 for the panel.</div><div> EVPU EVPU EVPU</div></div>	

Technical Characteristics


	BS-1632 2 zone fire detection panel	BS-1634 4 zone fire detection panel	BS-1636 6 zone fire detection panel
Mains power input	220-240V AC / 50-60Hz		
Consumption	50VA		
Autonomy	72 hours (Maximum connected detectors 72 and no load at output 24VM and 24VP)		
Alarm circuits	Two 24V circuits that are monitored for open and short circuit conditions (maximum current 300mA each). Each output is protected with a self-reseting electronic fuse.		
24P Output	24VDC (±3VDC) permanent output with maximum current output 0.3 A		
24M Output	24VDC (±3VDC) reset interrupted output with maximum current output 0.3 A		
Relay Output	Three relay contacts with each one having 30VDC and maxium 5A		
Total Load	The total output current (zones circuits, siren circuit, outputs 24P, 24M) must not exceed 600mA.		
Battery Specifications			
Battery Type	2 x 12V Lead acid sealed 2.6Ah		
Battery cut-off voltage	21V		
Maximum current batteries discharge	900mA		
Battery maximum internal resistance Rimax	10hm		
Structural characteristics			
Cover protection	IP30		
Construction materials	ABS - polycarbonate		
Dimensions (LxWxH)	325 x 240 x 85 mm		
Weight (without batteries)	1345gr without battery	1350gr without battery	1360gr without battery

CONVENTIONAL FIRE DETECTION PANELS				
CODE	TYPE	CERTIFICATIONS	DESCRIPTION	kg
921163200	BS-1632		2 zone fire detection panel	1514,5 gr.
921163400	BS-1634		4 zone fire detection panel	1518 gr.
921163600	BS-1636		6 zone fire detection panel	1525 gr.

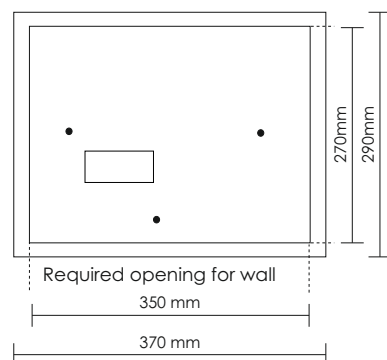
FIRE DETECTION PERIPHERAL DEVICES FOR PANELS BS-16xx				
CODE	TYPE	DESCRIPTION		kg
980163200	A-632	Metallic recess wall mounting base for BS-1632, BS-1634, BS-1636		2070 gr.

BATTERIES		
CODE	TYPE	DESCRIPTION
603001226	A-920	12V / 2.6Ah Lead acid battery

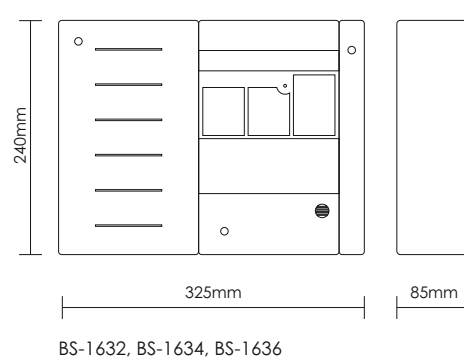
Dimensions



A-632



A-632



BS-1632, BS-1634, BS-1636



CONVENTIONAL DETECTORS

CODE	TYPE	CERTIFICATIONS	DESCRIPTION	CLASS	VOLTAGE	STANDBY/ALARM CURRENT	kg
921655004	BS-655/A*	EVPU	Optical smoke detector with base	IP42	-	17-30V DC	90μA/12mA 158 gr.
921657002	BS-657/A*	EVPU	Optical smoke/rate of rise heat detector with base	IP42	A1R	17-30V DC	90μA/12mA 158 gr.
921660004	BS-660/A**	EVPU	Rate of rise heat detector with base	IP42	A1R	17-30V DC	90μA/12mA 143 gr.

All the above models can be manufactured in anthracite color upon demand with code BS-xxx/A/C

* The packaging contains 48pcs. ** The packaging contains 54pcs.

ACCESSORIES	CODE	TYPE	DESCRIPTION	VOLTAGE	STANDBY/ALARM CURRENT	kg
	927600001	BASE-6024*	Base with relay 24V for BS-655/A, BS-660/A, BS-657/A	22-30V DC	- /15mA	125,5 gr.
	921196000	BASE-196/N**	Waterproofing box for fire alarm sensor base with cable glands	IP65		160 gr.
	808165501	BASE-DETECTOR	Base for BSR-6155/6157/6160 & BS-655/A,657/A,660/A			50 gr.
	927655001	BASE-DETECTOR	Base for BSR-6155/6157/6160 & BS-655/A,657/A,660/A (set 12 pieces)			720 gr.

* The packaging contains 54pcs. ** The packaging contains 26pcs.



BASE-6024

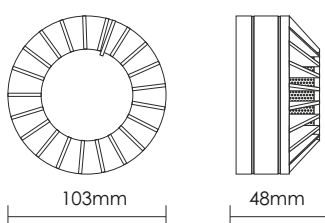


BASE-196/N

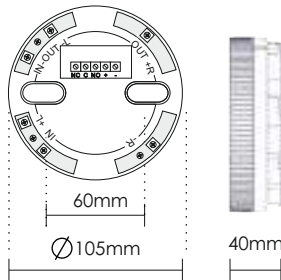


BASE-DETECTOR

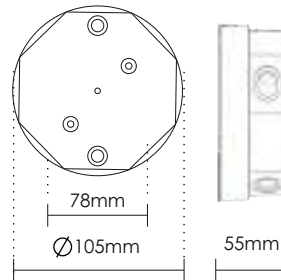
Dimensions



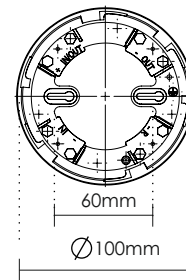
BS-655/A, BS-657/A, BS-660/A



BASE-6024



BASE-196/N



BASE-DETECTOR

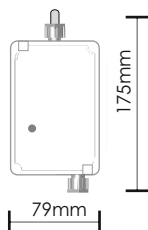


RATE OF RISE HEAT DETECTOR

CODE	TYPE	DESCRIPTION	VOLTAGE	STANDBY/ALARM CURRENT	kg
921661000	BS-661	Waterproof rate of rise heat detector	IP65	8-32V DC 18mA without LED 28mA with LED	160 gr.

The packaging contains 30pcs.

Dimensions



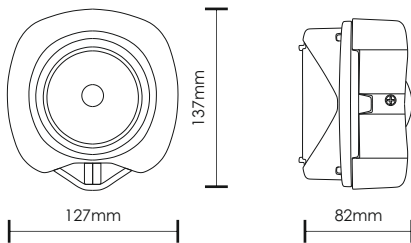


WATERPROOF SOUNDER WITH BEACON

CODE	TYPE	CERTIFICATION	DESCRIPTION	MAXIMUM SOUND LEVEL IN 1 METER		VOLTAGE		
921532001	BS-532/WP	EVPU	Waterproof sounder with beacon according to EN 54-3, EN 54-23, 32 different tones in 4 sound levels, 2 beacon functions	103dB	IP65	18-30V DC	18 to 51mA	306 gr.

The packaging contains 18pcs.

Dimensions

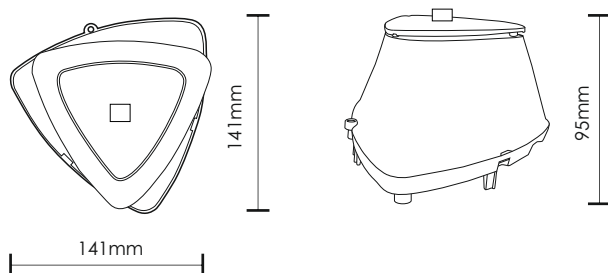


SIREN WITH BEACON FOR FIRE ALARM PANELS

CODE	TYPE	DESCRIPTION	MAXIMUM SOUND LEVEL IN 1 METER		VOLTAGE		
921531007	BS-531/1	Siren with beacon	94dB (sound effect 1)	IP42	21-28V DC	1,2W	321 gr.

The packaging contains 15pcs.

Dimensions





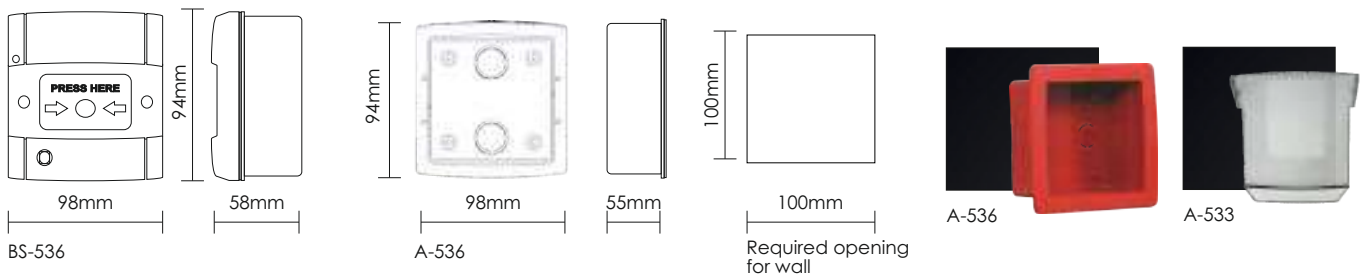
MANUAL CALL POINT

CODE	TYPE	CERTIFICATIONS	DESCRIPTION	VOLTAGE	kg
921536000	BS-536	EVPU	Manual call point with TEST-RESET key	10-30V DC	211 gr.

The packaging contains 54pcs.

ACCESSORIES					kg
CODE	TYPE	DESCRIPTION			
927533000	A-533	Protective diffuser for BS-536			23,5 gr.
927536000	A-536	Recess wall mounting base			146 gr.

Dimensions

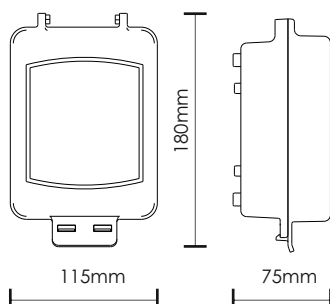


WATERPROOFING CASE

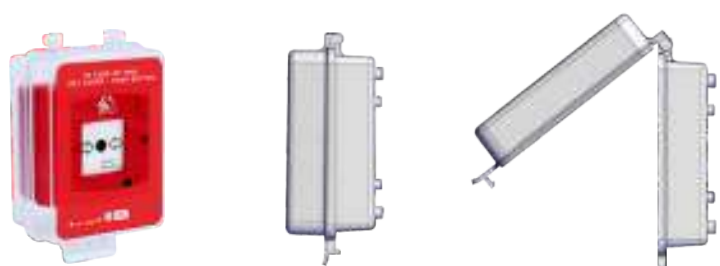
CODE	TYPE	DESCRIPTION		kg
927530000	BOX-530	Waterproofing case for fire detection- extinguishing manual call point (stickers are included - fire alarm call point is not included)	IP65	280 gr.

The packaging contains 21pcs.

Dimensions



Side view



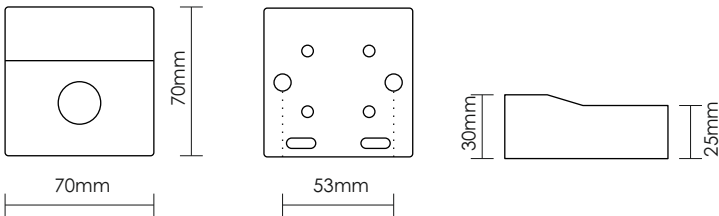


REMOTE DETECTOR LED




CODE	TYPE	DESCRIPTION		VOLTAGE		
921572000	BS-572	Remote detector LED (red)	IP20	Connected with "R" of the detector	10mA	89 gr.

 The packaging contains 100pcs.

Dimensions

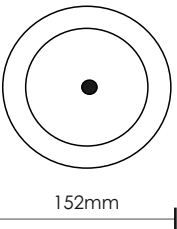


ALARM BELL

CODE	TYPE	DESCRIPTION		VOLTAGE		
921595001	BS-595/A	Alarm bell for fire detection	IP21	24V DC	25mA	905 gr.

 The packaging contains 24pcs.

Dimensions



ADDRESSABLE

CONVENTIONAL

FIRE EXTINGUISHING SYSTEM

VOICE EVACUATION SYSTEM




GAS DETECTION



FIRE DETECTION PERIPHERAL & GENERAL DEVICES

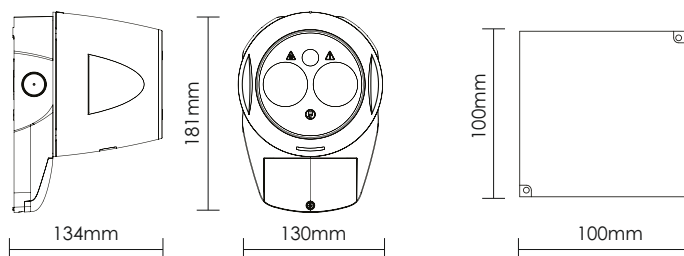


BEAM SMOKE DETECTORS

CODE	TYPE	CERTIFICATION	DESCRIPTION		VOLTAGE	SENSIBILITY	
980125000	FIRERAY ONE*		5 - 50m Beam smoke detector (with mirror)	IP55	5mA	25, 35, 55, 85%, Obscuration	1 135,5 gr.
980121101	A-211		Reflector 1010-000 for FIRERAY ONE				

*Trade product

Dimensions



FIRE DETECTION DEVICE FOR SPECIAL USE

CODE	TYPE	DESCRIPTION			
980151002	A-510/24*	Floor base for BS-510/24			500 gr.
980151000	BS-510/24*	Electromagnetic door latch	IP20	80mA	682,5 gr.

*Trade product

 The packaging contains 20pcs.

ACCESSORIES FOR TESTING SMOKE & HEAT DETECTORS



CODE	TYPE	DESCRIPTION	kg
------	------	-------------	----

980600110	SOLO TEST-KIT 814-101* *Trade product	Accessories set for testing smoke & heat detectors which contains: <ul style="list-style-type: none"> ➤ 1 x Solo 330, Aerosol Dispenser, for Testing detectors up to 100mm in diameter ➤ 1 x Solo 424 Heat Detector Tester, Mains Powered 220V AC ➤ 1 x Detector removal tool ➤ 1 x telescopic access pole 4.5m (up tp 6m access) ➤ 1 x carrying bag 	6743 gr.
-----------	---	--	----------

CODE	TYPE	DESCRIPTION
------	------	-------------

980600116	TESTIFIRE 6001 Smoke/heat Testkit* *Trade product	Testkit for smoke & heat detectors <ul style="list-style-type: none"> ➤ 1 x Testifire 1000-001 ➤ 1 x Smoke capsule TS3-001 ➤ 2 x Batteries Solo 770-001 ➤ 1 x Charger Solo 727-101 ➤ 1 x Telescopic access pole 4.5m Solo 100-001 (up tp 6m access) ➤ 1 x detector removal tool Solo 200-001 ➤ 1 x Carrying bag Solo 610-001
-----------	---	--

CONSUMABLES TYPE	DESCRIPTION
---------------------	-------------


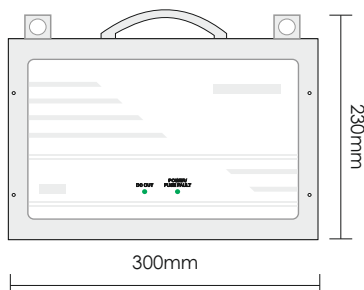
Solo A5	➤ Solo A5 Flammable Smoke Detector Tester 250mL for SOLO 330/332
Solo A10	➤ Solo A10 HFC-Free, Non-Flammable Smoke Detector Tester 150mL for SOLO 330/332
SmokeSabre-01-001	➤ SmokeSabre-01-001, Smoke detector tester (in spray version), 150mL, silicon-free



GENERAL PURPOSE DEVICES




CODE	TYPE	DESCRIPTION	IP	MAINS OUTPUT	EMERGENCY OUTPUT	VOLTAGE	⚙️	kg
923024008	GR-24/12V/A	Uninterrupted power supply, 12V DC output, max current 4A	IP42	14VDC/ 4A max	12VDC/ 4A max	85 - 265 V AC	46VA	1100 gr.
923024009	GR-24/24V/A	Uninterrupted power supply, 24V DC output, max current 2A	IP42	28VDC/ 1,8A max	24VDC/ 1,8A max	85-265V AC	92VA	1100 gr.

Dimensions



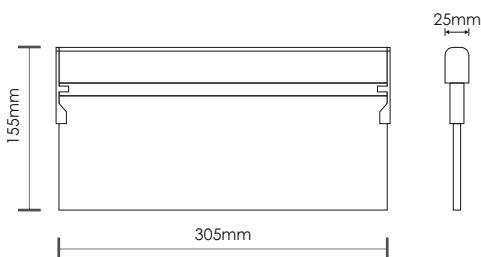


SLAVED SIGN FOR GENERAL USE



CODE	TYPE	DESCRIPTION		VOLTAGE		
921528000	BS-528	Message indication sign for fire detection	IP30	12-24V DC	140mA	1030 gr.

 The packaging contains 10pcs.

Dimensions

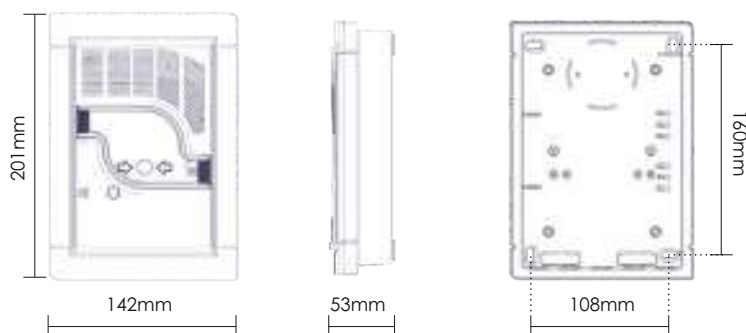


AUTONOMOUS ALARM DEVICES

CODE	TYPE	DESCRIPTION		VOLTAGE	
921300200	BS-3002	Autonomous Siren / beacon with activation button (3xAA)	IP40	4,5V DC	555 gr.
921300100	BS-3001	Siren with beacon, fire ext. call point and backup light (A-931 battery)	IP40	220-240V AC 50-60Hz	662,5 gr.

 The packaging contains 26pcs.

Dimensions





BEACONS

CODE	TYPE	DESCRIPTION		VOLTAGE		
921580000	BS-580	Beacon with XENON	IP20	220-240V AC 50-60Hz	3VA	187 gr.
921576003	BS-576/L	Beacon with LED	IP20	12-24V DC	26mA	180 gr.

The packaging contains 36pcs.

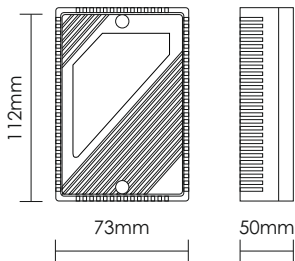


SIREN WITH BEACON

CODE	TYPE	DESCRIPTION		VOLTAGE		
921542000	BS-542	Siren with beacon, 100dB		12V DC	30mA	142,5 gr.

The packaging contains 36pcs.

Dimensions

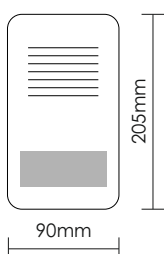


GENERAL PURPOSE SIREN WITH BEACON

CODE	TYPE	DESCRIPTION		VOLTAGE		
921546000	BS-546	General purpose siren with beacon and intensity regulator, 100db, 230V AC	IP42	220-240V AC	6VA	395 gr.




The packaging contains 24pcs.

Dimensions



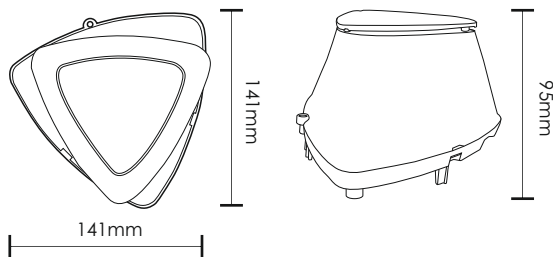


GENERAL PURPOSE SIREN WITH BEACON

CODE	TYPE	DESCRIPTION		VOLTAGE		
921505000	BS-505	Telephone siren with beacon, 105dB with intensity regulator	IP42	220-240V AC/50-60 Hz	4,5VA	395 gr.
921505001	BS-505/WP	Telephone siren with beacon, waterproof IP65, 105dB with intensity regulator	IP65	220-240V AC/50-60 Hz	4,5VA	410 gr.

 The packaging contains 15pcs.

Dimensions

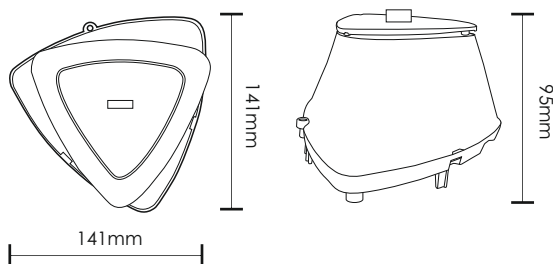


SIREN WITH BEACON

CODE	TYPE	DESCRIPTION		VOLTAGE		
921521006	BS-521/1	Autonomous siren with beacon	IP42	220-240V AC/50-60 Hz	3VA	425 gr.
921521007	BS-521/1/WP	Autonomous siren with beacon	IP65	220-240V AC/50-60 Hz	3VA	440 gr.

 The packaging contains 15pcs.

Dimensions



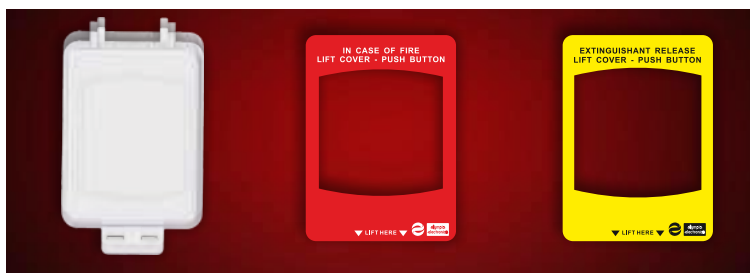
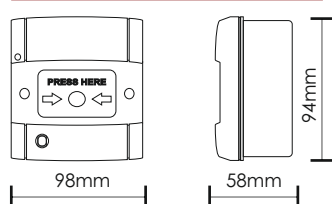


GENERAL PURPOSE CALL POINTS

CODE	TYPE	DESCRIPTION		VOLTAGE	kg
921536104	BS-536/B	General purpose manual call point - blue color	IP20	12-30V DC	230 gr.
921536106	BS-536/G	General purpose manual call point - green color	IP20	12-30V DC	230 gr.
921536101	BS-536/W	General purpose manual call point - white color	IP20	12-30V DC	230 gr.

The packaging contains 48pcs.

Dimensions

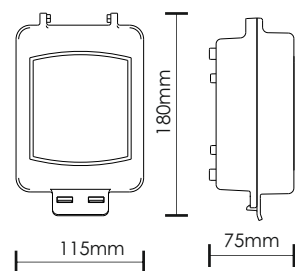


WATERPROOFING CASE



CODE	TYPE	DESCRIPTION		kg
927530000	BOX-530	Waterproofing case for fire detection- extinguishing manual call point (stickers are included - fire alarm call point is not included)	IP65	280 gr.

The packaging contains 21pcs.

Dimensions



Side view






PERIPHERAL DEVICES

CODE	TYPE	DESCRIPTION	kg
980148500	A-485 ADAM 45105	Signal amplifier for RS-485	225 gr.
980145410	A-4541 ADAM	Multi-mode Fiber Optic to RS-485 Converter	225 gr.





BATTERY OPERATED SMOKE DETECTOR

BS-506 ALKALINE	BS-506 LITHIUM	BS-506/WL
 BATTERY LIFE 7 years	 BATTERY LIFE 10 years	 BATTERY LIFE 10 years

CODE	TYPE	DESCRIPTION
921506000	BS-506/ALKALINE	Battery operated smoke detector (2x Alkaline AA (Lr6))
921506001	BS-506/LITHIUM	Battery operated smoke detector (2x AA Lithium FR6 (L91))
921506002	BS-506/WL*	Wireless interconnect battery operated smoke detector (2x AA Lithium FR6 (L91))

Dedal
Attestation &
Certification

		
	IP20	185 gr.
	IP20	185 gr.
	IP20	185 gr.

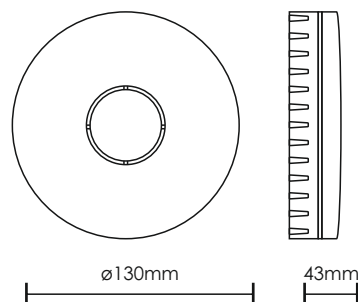
 The packaging contains 36pcs.

Technical Characteristics

- Automatic fault diagnosis
- Infrared photoelectric sensing technology
- Moth-proof design
- Dynamical dust compensation
- Hush function
- Alarm memory
- Low battery indication with optional 8 hours suspension
- EN14604:2005 certified.

*Available: Spring-Summer 2022

Dimensions



FIRE EXTINGUISHING SYSTEM



FIRE EXTINGUISHING PANEL & ACCESSORIES

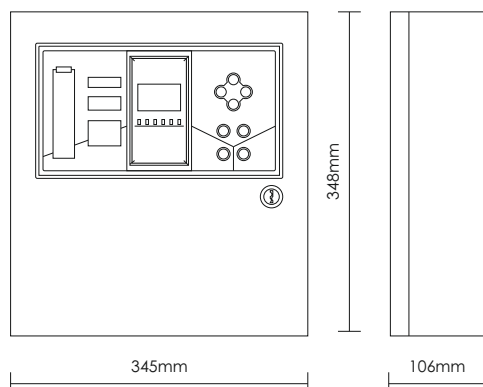
The BS-627 panel is designed for localised fire protection and control of active extinguishing systems, either gas, powder or aerosol generators.

The BS-627 is equipped with one extinguishing output monitored for open and short circuit, two cross zones for conventional fire detectors, one zone for remote extinguishing start buttons and one zone for remote emergency stop buttons.

The panel has two 24V 300mA independent siren outputs, one contact relay for fault status, two fully programmable contact relays and terminals for communication with conventional fire detection panels.

The BS-627 requires one battery A-986 for correct operation. The panel is manufactured according to EN 12094-1 and EN 54-2/4.

Dimensions



Technical Characteristics

BS-627	
4 zone panel with one extinguish output	
Mains power supply	220-240V AC/50-60HZ
Consumption	100 VA
Autonomy	48 hours with one battery 12V-7Ah and 72 hours with two batteries 12V-7Ah
Alarm circuits	Two 24V circuits that are monitored for open and short circuit conditions (The maximum current for each circuit is 300mA)
Output 24VP	26VDC (±3VDC) permanent output with maximum current output 0.3 A The output is protected with a self-resetting electronic fuse.
Output 24VM	26VDC (±3VDC) reset interrupted output with maximum current output 0.3 A The output is protected with a self-resetting electronic fuse.
Fault relay and relays 1 and 2	The relay 1 and 2 contacts have value of 5A 250VAC. The fault relay contacts have value 1A 30VDC.
Extinguish output	Extinguish output for actuators and electro valves (maximum 26VA). The circuit is monitored for open and short circuit conditions
Total load	The total output current (zones circuits, siren circuit, outputs 24VP, 24VM) must not exceed 1A.
Battery Specifications	
Battery Type	One or two 12V Lead acid sealed battery 7Ah maximum
Battery cut of voltage	21V
Maximum current batteries discharge	1A
Battery maximum internal resistance R _{imax}	10hm
Structural characteristics	
Cover protection	IP40
Construction materials	Electrostatically painted metal plate and ABS - polycarbonate
Dimensions (LxWxH)	345 x 125 x 348 mm
Weight (without batteries)	3880 gr

CODE	TYPE	DESCRIPTION	kg
921627000	BS-627 *	4 zones fire extinguishing panel, 1 extinguishing command	4530 gr.

* Two batteries A-986 12V/7Ah are required for the 72h of autonomy.

* One battery A-986 12V/7Ah is required for the 48h of autonomy.

ACCESSORIES CODE	TYPE	DESCRIPTION	VOLTAGE	STANDBY/ALARM CONSUMPTION	kg
921637000	BS-637*	Waterproof driving unit for aerosol fire extinguishing systems	21-28V	2mA	
921533000	BS-533*	Extinguishing call point	12-30V	20-30mA	211,5 gr.
921534000	BS-534*	Extinguishing call point with cancelling key	12-30V	20-30mA	212,5 gr.
927533000	A-533	Protective diffuser for BS-533 & BS-534			229,5 gr.
927530000	BOX-530**	Waterproofing case for fire detection- extinguishing manual call point (stickers are included - fire alarm call point is not included)	IP65		26 gr. 280 gr.

* The packaging contains 54pcs. ** The packaging contains 21pcs.



BS-637



BS-533



BS-534



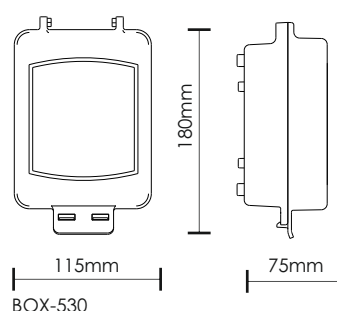
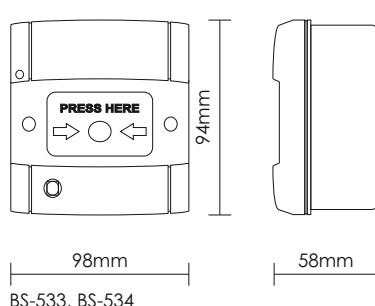
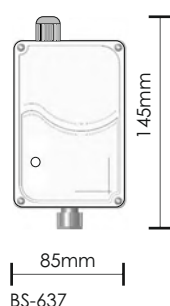
A-533



BOX-530

BATTERIES CODE	TYPE	DESCRIPTION
603001270	A-986	12V / 7Ah Lead acid battery

Dimensions



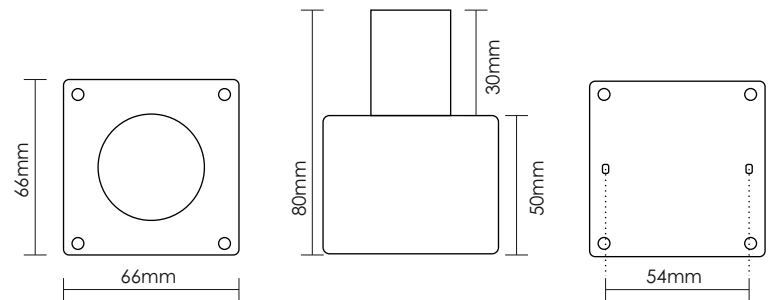


GENERAL PURPOSE DEVICES




CODE	TYPE	DESCRIPTION		
921537000	BS-537	Emergency Stop Button	IP54	155 gr.

 The packaging contains 56pcs.

Dimensions

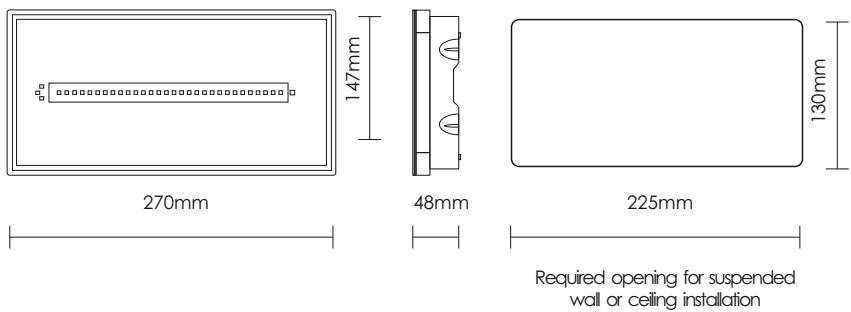


ALARM INDICATION LUMINARY

CODE	TYPE	DESCRIPTION		VOLTAGE		
921527003	BS-527/WP/V2	Stop Gas Indication Luminaire with buzzer	IP65	12-24V DC 45mA 12V-55mA 24V		793 gr.

 The packaging contains 18pcs.

Dimensions



VOICE ALARM CONTROL AND INDICATING EQUIPMENT



VOICE EVACUATION SYSTEM

The **Compact 500** offers a complete, integrated solution for a Voice Alarm Control and Indicating Equipment (VACIE) system, based on the boxed-amplifier concept.

Each Compact unit is fully self-contained, including the routing necessary to serve up to 6 single zones of 100W RMS power each, with additional active back-up amplifiers. It also offers the additional capability for the amplifiers to be bridgeable, for a total of 3 zones of 200W RMS.

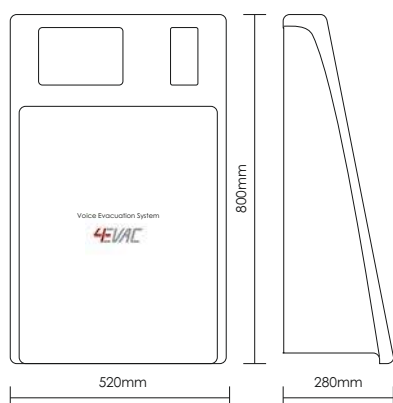
The Class D power amplifiers used in the Compact 500 offer high efficiency (80% rated power) operation at 100V RMS and a full spectrum bandwidth from 50 Hz to 20 kHz, as well as a low Signal to Noise (SNR) ratio, rated at less than 80dB. It is also able to be used as a Public Address (PA) system, as well by offering the capability to play Background Music (BGM) due to its full

spectrum bandwidth of 50 Hz to 20kHz, low input-output latency (less than 10 ms) and advanced DSP features (HP/LP filter, multipoint parametric eq).

The system has a built-in power supply, EN 54-4 certified, rated to operate with voltages of 110-230 V AC, 50/60 Hz and it is compatible with 2x12V Pb batteries of up to 55 Ah, offering large autonomy.

The Compact 500 system is fully networkable, for up to 255 devices in a global network, and it is able to connect to Olympia-Electronics fire detection panels, offering the ability to fully cover large installations. The capability of the system to be utilized as a PA, makes it suitable for projects such as malls, airports and schools, leading to a simplified installation with increased safety for the occupants.

Dimensions



Technical specifications

Number of zones	max. 6 local zones
Total output power	600W (pink-noise)
Power amplifiers	up to 6 x 100W modular Class D (2 channels per module) bridgeable up to 3 x 200W
Standby power amplifiers	2 x 100 W / 1 x 200 W Class D dedicated backup amplifiers
Loudspeaker type	V step-down transformer.
Voice messages	
Storage	max. 16 audio files x 1 minute, micro-SD card with content monitoring
Message player	max. 6 simultaneous local message playback
Power supply equipment	Built-in power supply system EN 54-4 certified.
AC supply	110 – 230 V AC, 50/60 Hz
AC current consumption	max. 5.3 A @115 V AC / 2.65A @230 V AC
Inrush current	40A @115 V AC, 20A @230 V AC
Power supply protection	Overload current limiting, over voltage shutdown, over temperature shutdown.
Battery requirements	
Type	Sealed, rechargeable lead-acid battery for stationary use
Capacity, charging time	10-55 AH, <24 h @ 80% capacity
Rated voltage	24 V DC (2 x 12 V)
Battery dimensions	2 batteries, each of max. 230x138x207mm (LxWxH)
Battery weight	max. total 32.6 kg

Inputs	
2 x BGM	2 x independent balanced analog in, line-level mono, 22 KOhm input impedance
6 x EVAC in, 1x SILENCE in, 1x RESET in	monitored logic inputs, 4.7 KOhm +10 KOhm EOL resistor
8 x GPI	unmonitored logic inputs (pull-down, configurable active low/hi).
Outputs	
EVAC out, FAULT out	Potential-free relay output (configurable NO/NC)
8 x GPO	Open collector output (configurable NO/NC)
6 x Loudspeaker out	6 x 100 V / 50 V, 100 W transformer output, 20 kHz AC monitoring with Loopdrive EOL unit.
Audio	
Frequency response	50 Hz – 20 kHz (local BGM) 100 Hz – 12 kHz (message player, network audio compressed)
Input- output latency	< 10 ms (stand-alone system)
Digital audio format	24 kHz sampling, ADPCM compressed
DSP features	HP/LP filter, multi-point parametric EQ delay.
Mechanical	
Dimensions (HxWxD)	80 x 52 x 28 cm
Weight (without batteries)	29 kg (6 channel version)
Housing material	Steel / ABS
IP rating	IP 30
Mounting	Wall mounted box, wall bracket included.


CODE	TYPE	DESCRIPTION	
980050000	C500/3+1	Voice Evacuation system with integrated fireman mic, 6 local zones, 6 100W class D amplifiers, 2 backup 100W class D amplifiers, 16 messages storage	IP30
980050001	C500-RS422-T	Line adapter C500, RS422	
980050002	4E-SW6	Remote zone expander interface, 2 audio in 100V AC 500W each, 6 audio outputs 500W total, 18-36V DC	IP30
980050003	4E-EOL	End of line device, 200W line load	IP65
980050004	4E-FMT	Fireman microphone with 7" touchscreen, wall or tabletop mounted, EN54-16	
980050019	4E-FM	Fireman-microphone, desktop or wall mounted microphone station with high priority and fault surveillance	
980050020	4E-CMP	Commercial paging console with gooseneck microphone and pushbutton panel.	
980050021	DL-A-AB06-100/T-EN54	Surface mounted ceiling speaker, with 2x6W powered speakers, 3 power adjustments, SPL 1W/1m peak, 97,6 dB (single)/ 102,9dB (double), EN54-24 approved	IP21
980050017	WA06-165/T-EN-54	Wall mounted Speaker 100V AC, 6/3/1,5W, 100,6dB/1m, EN54-24	IP54
980050016	DL-SE-06-165/T-EN-54	Ceiling Recessed Mounted Speaker 100V AC, 6/3/1,5W, 97dB/1m, IP21, EN54-24	IP21



C500/3+1




4E-EOL



4E-FM



4E-CMP



WA06-165/T-EN-54



100

101

102

103

104

105

106

107

108

109

110

111

112

113

114

115

116

117

118

119

120

121

122

123

124

125

126

127

128

129

130

131

132

133

134

135

136

137

138

139

140

141

142

143

144

145

146

147

148

149

150

151

152

153

154

155

156

157

158

159

160

161

162

163

164

165

166

167

168

169

170

171

172

173

174

175

176

177

178

179

180

181

182

183

184

185

186

187

188

189

190

191

192

193

194

195

196

197

198

199

200

201

202

203

204

205

206

207

208

209

210

211

212

213

214

215

216

217

218

219

220

221

222

223

224

225

226

227

228

229

230

231

232

233

234

235

236

237

238

239

240

241

242

243

244

245

246

247

248

249

250

251

252

253

254

255

256

257

258

259

260

261

262

263

264

265

266

267

268

269

270

271

272

273

274

275

276

277

278

279

280

281

282

283

284

285

286

287

288

289

290

291

292

293

294

295

296

297

298

299

300

301

302

303

304

305

306

307

308

309

310

311

312

313

314

315

316

317

318

319

320

321

322

323

324

325

326

327

328

329

330

331

332

333

334

335

336

337

338

339

340

341

342

343

344

345

346

347

348

349

350

351

352

353

354

355

356

357

358

359

360

361

362

363

364

365

366

367

368

369

370

371

372

373

374

375

376

377

378

379

380

381

382

383

384

385

386

387

388

389

390

391

392

393

394

395

396

397

398

399

400

401

402

403

404

405

406

407

408

409

410

411

412

413

414

415

416

417

418

419

420

421

422

423

424

425

426

427

428

429

430

431

432

433

434

435

436

437

438

439

440

441

442

443

444

445

446

447

448

449

450

451

452

453

454

455

456

457

458

459

460

461

462

463

464

465

466

467

468

469

470

471

472

473

474

475

476

477

478

479

480

481

482

483

484

485

486

487

488

489

490

491

492

493

494

495

496

497

498

499

500

501

502

503

504

505

506

507

508

509

510

511

512

513

514

515

516

517

518

519

520

521

522

523

524

525

526

527

528

529

530

531

532

533

534

535

536

537

538

539

540

541

542

543

544

545

546

547

548

549

550

551

552

553

554

555

556

557

558

559

560

561

562

563

564

565

566

567

568

569

570

571

572

573

574

575

576

577

578

579

580

581

582

583

584

585

586

587

588

589

590

591

592

593

594

595

596

597

598

599

600

601

602

603

604

605

606

607

608

609

610

611

612

613

614

615

616

617

618

619

620

621

622

623

624

625

626

627

628

629

630

631

632

633

634

635

636

637

638

639

640

641

642

643

644

645

646

647

648

649

650

651

652

653

654

655

656

657

658

659

660

661

662

663

664

665

666

667

668

669

670

671

672

673

674

675

676

677

678

679

680

681

682

683

684

685

686

687

688

689

690

691

692

693

694

695

696

697

698

699

700

701

702

703

704

705

706

707

708

709

710

711

712

713

714

715

716

717

718

719

720

721

722

723

724

725

726

727

728

729

730

731

732

733

734

735

736

737

738

739

740

741

742

743

744

745

746

747

748

749

750

751

752

753

754

755

756

757

758

759

760

761

762

763

764

765

766

767

768

769

770

771

772

773

774

775

776

777

778

779

780

781

782

783

784

785

786

787

788

789

790

791

792

793

794

795

796

797

798

799

800

801

802

803

804

805

806

807

808

809

810

811

812

813

814

815

816

817

818

819

820

821

822

823

824

825

826

827

828

829

830

831

832

833

834

835

836

837

838

839

840

841

842

843

844

845

846

847

848

849

850

851

852

853

854

855

856

857

858

859

860

861

862

863

864

865

866

867

868

869

870

871

872

873

874

875

876

877

878

879

880

881

882

883

884

885

886

887

888

889

890

891

892

893

894

895

896

897

898

899

900

901

902

903

904

905

906

907

908

909

910

911

912

913

914

915

916

917

918

919

920

921

922

923

924

925

926

927

928

929

930

931

932

933

934

935

936

937

938

939

940

941

942

943

944

945

946

947

948

949

950

951

952

953

954

955

956

957

958

959

960

961

962

963

964

965

966

967

968

969

970

971

972

973

974

975

976

977

978

979

980

981

982

983

984

985

986

987

988

989

990

991

992

993

994

995

996

997

998

999

1000

GAS DETECTION



ANALOG GAS DETECTION SYSTEMS

The increasing use of gases (liquefied petroleum gas or natural gas) in domestic use and the industrial use of flammable or toxic gases creates the need to detect possible leaks.

Especially in industry, in places where people used to work and could understand a leak relatively easily, now there are only machines. But the risk of fire or explosion from a flammable gas leak is the same. Toxic gas leaks must also be detected in places where humans can be found.

There are cases where gas detection is required by law. Some examples are:

- The detection of carbon monoxide in underground or covered parking lots.
- The detection of alcohol vapors in wineries and alcoholic beverage packaging plants.
- The detection of ammonia leakage in areas with professional refrigerators.

- The detection of acetylene leakage in machine shops and car repair shops.

In such cases the types of detectors and the type of installation are also determined by laws and regulations.

There are also cases where detection is required by common sense and the need to protect property.

The detection of carbon monoxide in the burner area or the detection of a gas leak in a kitchen are not required by any law, but they make our daily life safer.

In the following pages you will find detection devices for use in heavy industry, dangerous areas, business premises and homes. You will also find tables for handling professional detectors.





ANALOG GAS DETECTION PANEL

The gas detection panel BS-30x series, carries up to 16 inputs which are compatible with 4-20mA sensors, both for 2 and 3 contacts. The system is able to be programmed into 3 alarm levels and each level can be assigned to 3 different relays, in order to customize and specify the required sensitivity as well as the overall control of the system.

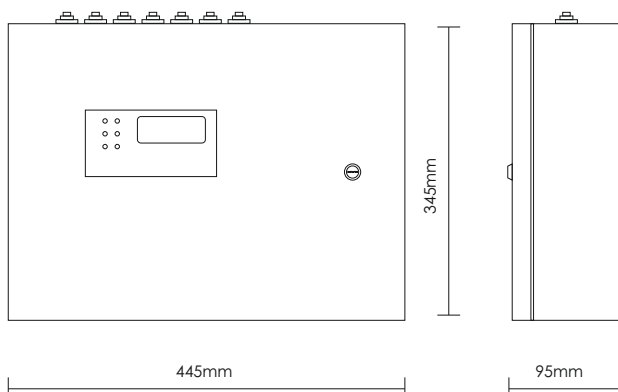
The BS-30x series can incorporate up to 17 relays in total, up to 16 dedicated relays to each input and one Auxiliary relay. All of them are fully programmable and can all be assigned to different alarm levels, in order to connect them to associated electro-valves or other peripherals that control the gas supply.

In the AUX relay can be connected several different peripherals such as sirens, beacons, bells, electro valves or any other peripheral that is dry-contact operated.

The inputs support different types of 4-20mA gas detectors (e.g LPG, Carbon Monoxide, etc.) and can be set individually in terms of sensitivity thresholds, units, range and more.

Furthermore, the BS-304 panel is manufactured in conformance of EU directives and specifically based on the following EU Standards: EN 50270:2006, EN 60335-1:2012+A11:2014+AC:2014, EN 50194-1:2009

Dimensions




Technical specifications for the gas detection panels

	BS-304 4 detectors 4-20mA	BS-308 8 detectors 4-20mA	BS-312 12 detectors 4-20mA	BS-316 16 detectors 4-20mA
Power Supply	220-240V AC / 50-60HZ			
Consumption	23W / 60VA			
Battery Type	12V / 7Ah Pb or 2X12V / 7Ah			
Charge Circuit	Power supply 13.8V / 500mA			
Inputs	4+AUX	8+AUX	12+AUX	16+AUX
Programmable relays (5A/230V)	5	9	13	17
Outputs	Standard output 20V / 300mA			
IP Rating	IP30			
Operating temperature range	5 - 40°C			
Humidity	Up to 95% humidity			
Dimensions	445 x 345 x 95 mm			
Weight	6160gr.			
Produced in accordance with	EN 62368, EN 61000-6-1, EN 61000-6-3			
Warranty	2 years			

CODE	TYPE	DESCRIPTION		
921304000	BS-304	4 inputs 4-20mA	60VA	6120 gr.
921308000	BS-308	8 inputs 4-20mA	60VA	6296 gr.
921312000	BS-312	12 inputs 4-20mA	60VA	6472 gr.
921316000	BS-316	16 inputs 4-20mA	60VA	6648 gr.

EXPANSION UNIT FOR GAS DETECTION PANELS			
CODE	TYPE	DESCRIPTION	
927304000	A-304	4 zone expansion unit for Gas Detection Panels	176 gr.



A-304

BATTERIES		
CODE	TYPE	DESCRIPTION
603001270	A-986	12V / 7Ah Lead acid battery

ADDRESSABLE

CONVENTIONAL

FIRE EXTINGUISHING SYSTEM

VOICE EVACUATION SYSTEM

GAS DETECTION





ANALOG GAS DETECTORS 4-20mA ANTI-EXPLOSIVE TYPE

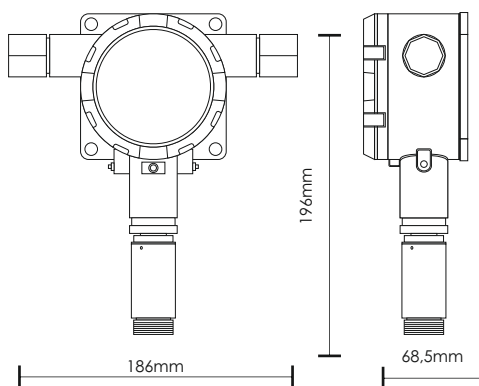


II 2 G Ex d IIC T6 Gb, -20°C ≤ Ta ≤ + 60°C

CODE	TYPE	DESCRIPTION	OUTPUT	IP	Power	SENSOR TYPE	kg
980110004	TC100N/LPG	LPG Gas	4-20 mA	IP55	2W	Catalytic	1164 gr.
980110006	TC100N/CNG	Natural Gas (Methane)	4-20 mA	IP55	2W	Catalytic	1186 gr.
980110008	TC100N/PETROL	Petrol	4-20 mA	IP55	2W	Catalytic	1186 gr.

The packaging contains 8pcs.

Dimensions



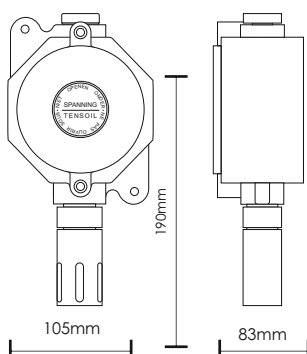
ANALOG GAS SENSORS 4-20mA ANTI - EXPLOSIVE TYPE



II 2 G Ex d IIC T6 Gb, -20°C ≤ Ta ≤ + 60°C

CODE	TYPE	DESCRIPTION	OUTPUT	IP	Power	SENSOR TYPE
980390000	TS293KG	LPG gas	4-20 mA	IP65	2W	Catalytic
980391000	TS293KM	Natural Gas	4-20 mA	IP65	2W	Catalytic
980393000	TS293EA	Ammonia	4-20 mA	IP65	2W	Electrochemical
980129304	TS293PX*	Various Gases*	4-20 mA	IP65	2W	Catalytic
980293002	TS293PX-H**	Various Gases**	4-20 mA	IP65	2W	Catalytic
980129300	TS293EO	Oxygen	4-20 mA	IP65	2W	Electrochemical
980129305	TS293ES	Sulfur dioxide	4-20 mA	IP65	2W	Electrochemical
980129306	TS293KI	Hydrogen	4-20 mA	IP65	2W	Catalytic

Dimensions



* Acetone, Isopropyl alcohol, Ammonia, Hexane, Heptane, Ethanol, Ethylene, Methanol, Toluene, Gasoline

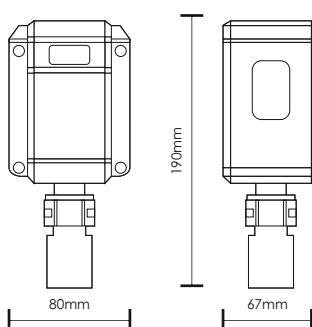
** A wide range of gases such as: Hydrogen Sulfide, Ethyl methyl ether, Chloromethane, Aniline, Hydrogen Cyanide, Acetylene, Xylene



WATERPROOF ANALOG GAS SENSORS 4-20mA

CODE	TYPE	DESCRIPTION	OUTPUT	IP	W	SENSOR TYPE	kg
980380000	TS282KG	LPG gas	4-20 mA	IP65	2W	Catalytic	404 gr.
980381000	TS282KM	Natural Gas	4-20 mA	IP65	2W	Catalytic	404 gr.
980382000	TS282EC-S	Carbon monoxide	4-20 mA	IP65	2W	Electrochemical	404 gr.
980383000	TS282EA-H	Ammonia for polluted environment	4-20 mA	IP65	2W	Electrochemical	404 gr.
980383001	TS282EA	Ammonia	4-20 mA	IP65	2W	Electrochemical	404 gr.

Dimensions



GAS DETECTORS FOR USE WITH FIRE DETECTION PANELS

CODE	TYPE	DESCRIPTION	VOLTAGE	IP	W/channel	SENSOR TYPE	kg
980165800	BS-658	Carbon Monoxide Detector with double connection	24V + 25%	IP66	2W/channel	Electrochemical	390 gr.
921375000	BS-375/WP/A	LPG Gas with relay	10-30V DC / 17,5-21V AC	IP65	3VA	Catalytic	225 gr.
921376000	BS-376/WP/A	Natural Gas-methane with relay	10-30V DC / 17,5-21V AC	IP65	3VA	Catalytic	223 gr.

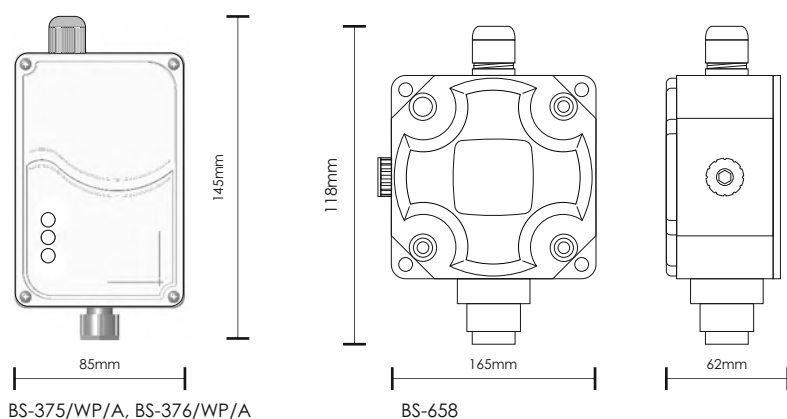
The packaging contains 54pcs.

ACCESSORY

927375000	A-375	Detector sensor for BS-375/WP/A, BS-376/WP/A
-----------	-------	--



Dimensions



BS-375/WP/A, BS-376/WP/A

BS-658

ADDRESSABLE

CONVENTIONAL

FIRE EXTINGUISHING SYSTEM

VOICE EVACUATION SYSTEM

GAS DETECTION









WATERPROOF DETECTOR



IP65

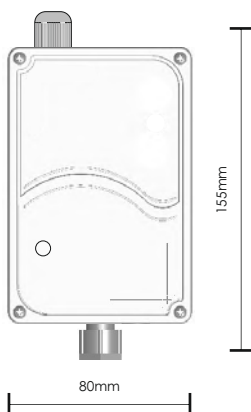
CODE	TYPE	DESCRIPTION	VOLTAGE			SENSOR TYPE	
921685000	BS-685	Waterproof LPG detector with relay	10 - 30V AC - DC (Powered by panel)	IP65	0,5W	Semiconductor	150 gr.
921686000	BS-686	Waterproof natural gas-methane detector with relay	10 - 30V AC - DC (Powered by panel)	IP65	0,5W	Semiconductor	150 gr.

 The packaging contains 54pcs.

ACCESSORY	TYPE	DESCRIPTION	
328000014	LPM 2610	Spare sensor PG for BS-690, BS-694, BS-685, BS-687	3 gr.
328000013	NGM 2611	Spare sensor Natural gas for BS-691, BS-695, BS-686, BS-688	3 gr.



Dimensions



BS-685, BS-686

AUTONOMOUS GAS DETECTION DEVICES

100

101

102

103

104

105

106

107

108

109

110

111

112

113

114

115

116

117

118

119

120

121

122

123

124

125

126

127

128

129

130

131

132

133

134

135

136

137

138

139

140

141

142

143

144

145

146

147

148

149

150

151

152

153

154

155

156

157

158

159

160

161

162

163

164

165

166

167

168

169

170

171

172

173

174

175

176

177

178

179

180

181

182

183

184

185

186

187

188

189

190

191

192

193

194

195

196

197

198

199

200

201

202

203

204

205

206

207

208

209

210

211

212

213

214

215

216

217

218

219

220

221

222

223

224

225

226

227

228

229

230

231

232

233

234

235

236

237

238

239

240

241

242

243

244

245

246

247

248

249

250

251

252

253

254

255

256

257

258

259

260

261

262

263

264

265

266

267

268

269

270

271

272

273

274

275

276

277

278

279

280

281

282

283

284

285

286

287

288

289

290

291

292

293

294

295

296

297

298

299

300

301

302

303

304

305

306

307

308

309

310

311

312

313

314

315

316

317

318

319

320

321

322

323

324

325

326

327

328

329

330

331

332

333

334

335

336

337

338

339

340

341

342

343

344

345

346

347

348

349

350

351

352

353

354

355

356

357

358

359

360

361

362

363

364

365

366

367

368

369

370

371

372

373

374

375

376

377

378

379

380

381

382

383

384

385

386

387

388

389

390

391

392

393

394

395

396

397

398

399

400

401

402

403

404

405

406

407

408

409

410

411

412

413

414

415

416

417

418

419

420

421

422

423

424

425

426

427

428

429

430

431

432

433

434

435

436

437

438

439

440

441

442

443

444

445

446

447

448

449

450

451

452

453

454

455

456

457

458

459

460

461

462

463

464

465

466

467

468

469

470

471

472

473

474

475

476

477

478

479

480

481

482

483

484

485

486

487

488

489

490

491

492

493

494

495

496

497

498

499

500

501

502

503

504

505

506

507

508

509

510

511

512

513

514

515

516

517

518

519

520

521

522

523

524

525

526

527

528

529

530

531

532

533

534

535

536

537

538

539

540

541

542

543

544

545

546

547

548

549

550

551

552

553

554

555

556

557

558

559

560

561

562

563

564

565

566

567

568

569

570

571

572

573

574

575

576

577

578

579

580

581

582

583

584

585

586

587

588

589

590

591

592

593

594

595

596

597

598

599

600

601

602

603

604

605

606

607

608

609

610

611

612

613

614

615

616

617

618

619

620

621

622

623

624

625

626

627

628

629

630

631

632

633

634

635

636

637

638

639

640

641

642

643

644

645

646

647

648

649

650

651

652

653

654

655

656

657

658

659

660

661

662

663

664

665

666

667

668

669

670

671

672

673

674

675

676

677

678

679

680

681

682

683

684

685

686

687

688

689

690

691

692

693

694

695

696

697

698

699

700

701

702

703

704

705

706

707

708

709

710

711

712

713

714

715

716

717

718

719

720

721

722

723

724

725

726

727

728

729

730

731

732

733

734

735

736

737

738

739

740

741

742

743

744

745

746

747

748

749

750

751

752

753

754

755

756

757

758

759

760

761

762

763

764

765

766

767

768

769

770

771

772

773

774

775

776

777

778

779

780

781

782

783

784

785

786

787

788

789

790

791

792

793

794

795

796

797

798

799

800

801

802

803

804

805

806

807

808

809

810

811

812

813

814

815

816

817

818

819

820

821

822

823

824

825

826

827

828

829

830

831

832

833

834

835

836

837

838

839

840

841

842

843

844

845

846

847

848

849

850

851

852

853

854

855

856

857

858

859

860

861

862

863

864

865

866

867

868

869

870

871

872

873

874

875

876

877

878

879

880

881

882

883

884

885

886

887

888

889

890

891

892

893

894

895

896

897

898

899

900

901

902

903

904

905

906

907

908

909

910

911

912

913

914

915

916

917

918

919

920

921

922

923

924

925

926

927

928

929

930

931

932

933

934

935

936

937

938

939

940

941

942

943

944

945

946

947

948

949

950

951

952

953

954

955

956

957

958

959

960

961

962

963

964

965

966

967

968

969

970

971

972

973

974

975

976

977

978

979

980

981

982

983

984

985

986

987

988

989

990

991

992

993

994

995

996

997

998

999

1000




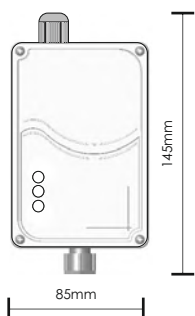
AUTONOMOUS WATERPROOF DETECTOR 230V

CODE	TYPE	DESCRIPTION		VOLTAGE		SENSOR TYPE	kg
921377000	BS-377/WP/A	LPG Gas with relay	IP65	197-265V AC	3VA	Catalytic	338 gr.
921378000	BS-378/WP/A	Natural Gas (methane) with relay	IP65	197-265V AC	3VA	Catalytic	338,5 gr.

The packaging contains 54pcs.

ACCESSORY CODE	TYPE	DESCRIPTION	SENSOR TYPE	kg
927375000	A-375	Detector sensor for BS-375, BS-376, BS-377, BS-378	Catalytic	4 gr.

Dimensions

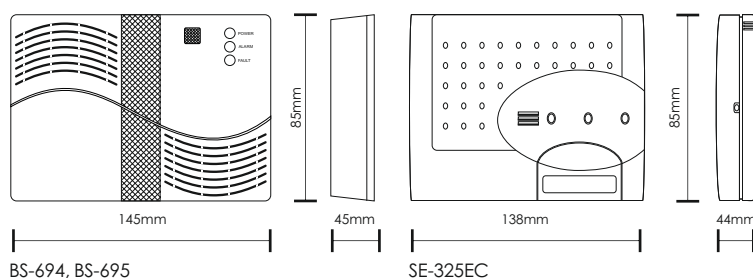


AUTONOMOUS GAS DETECTION & DEVICES (230V AC)

CODE	TYPE	DESCRIPTION		VOLTAGE		SENSOR TYPE	kg
921694000	BS-694*	LPG detector 230V with output relay	IP40	220-240V AC	4VA	Semiconductor	291 gr.
921695000	BS-695*	Natural gas detector 230V with output relay	IP40	220-240V AC	4VA	Semiconductor	283 gr.
980132500	SE-325EC*	Autonomous carbon monoxide detectors with battery 3V li	IP42		-	Electrochemical	281 gr.
328000014	LPM 2610	Spare sensor PG for BS-690, BS-694, BS-685, BS-687		Battery 3V/1400mA		Semiconductor	3 gr.
328000013	NGM 2611	Spare sensor Natural gas for BS-691, BS-695, BS-686, BS-688				Semiconductor	3 gr.

* The packaging contains 54pcs.

Dimensions



ADDRESSABLE

CONVENTIONAL

FIRE EXTINGUISHING SYSTEM

VOICE EVACUATION SYSTEM

GAS DETECTION

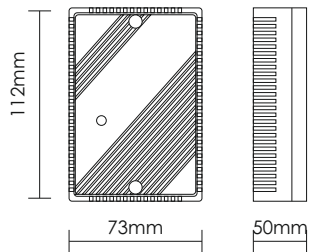




SPECIAL USE DEVICE

CODE	TYPE	DESCRIPTION		VOLTAGE		 kg
921162000	BS-162	Module for 12V electro-valves	IP20	11-15V DC	15mA	182,5 gr.
921164000	BS-164	Activation module for 24V electro-valves	IP20	11-15V DC	30mA	201 gr.

Dimensions



ADDRESSABLE FIRE DETECTION PANELS

BSR-2104, BSR-2114 END-OF-LIFE (EOL) PRODUCT

The life cycle of a product is affected by many different reasons. These reasons are related to the technological possibilities, the legal environment but also the requirements of the market that often lead us to the need to replace existing products with new products more functional and with more modern technology.

EOL support is essential for Olympia Electronics and its customers. While the product may have reached the end of its so-called useful life, the relationship with the customer is still important to us.

Handling EOL support with integrity and grace is vital to the smooth end of a product's life.

At Olympia Electronics we always keep customers and partners informed about the evolution of the product life cycle as well as the timing of EOL.

As part of any product life cycle, the EOL family of fire alarms is finally reaching the natural end of their life and is being replaced by a new fire alarm system. Olympia Electronics will continue to support the BSR-2104 & BSR-2114 panels and their peripherals



ADDRESSABLE FIRE DETECTION PANELS

CODE	TYPE	CERTIFICATIONS	DESCRIPTION	kg
921210400	BSR-2104		Addresable fire detection panel 2 loops/ 96 zones	9660 gr.
921211400	BSR-2114		Addresable fire detection panel 4 loops/ 96 zones	9901 gr.

ADDRESSABLE FIRE DETECTION PERIPHERAL DEVICES FOR PANELS BSR-21xx

CODE	TYPE	DESCRIPTION
921214200	BSR-2142	Thermal printer for BSR-2xxx
921200001	BSR-2000	Repeat panel for BSR-2xxx
980210001	BOX-2100/WP	Waterproof metal box for BSR-2xxx panels

**Trade product




BSR-2142


BSR-2000

BOX-2100/WP

ADDRESSABLE DETECTORS

CODE	TYPE	DESCRIPTION	CERTIFICATIONS		VOLTAGE	STANDBY/ALARM CURRENT	kg
921605502	BSR-6055/A*	Optical smoke detector	IP20		21-28V DC	1mA/1.5mA	198,5 gr.
921605700	BSR-6057/A**	Optical smoke/rate of rise heat detector	IP20		21-28V DC	1mA/1.5mA	199 gr.
921606002	BSR-6060/A**	Rate of rise heat detector	IP20		21-28V DC	1mA/1.5mA	178 gr.

*  The packaging contains 48pcs. **  The packaging contains 54pcs.

ACCESSORIES				kg
CODE	TYPE	DESCRIPTION		
921196000	BASE-196/N*	Waterproofing box for fire alarm sensor base with cable glands	IP65	160 gr.
808165500	BASE-655	Base for BSR-6055/A, 6057/A, 6060/A		50 gr.

*  The packaging contains 26pcs.

BSR-6055/A*
BSR-6060/A**


BSR-6057/A**

BASE-196/N

BASE-655

PERIPHERAL ACCESSORIES & DEVICES

* **EVPU**

CODE	TYPE	DESCRIPTION		VOLTAGE	STANDBY/ALARM CURRENT	kg
921707100	BSR-7071/A	Short circuit loop isolator for detectors base	IP20	21-30V DC	200µA/3mA	130 gr.
921503200	BSR-5032*	Addressable siren with beacon, 87dB	IP42	21-28V DC	1mA/20mA	311,5 gr.
921503602	BSR-5036/A* **	Fire alarm manual call point	IP20	21-28V DC	1mA/1.5mA	219,5 gr.
927530000	BOX-530	Waterproofing case for fire detection- extinguishing manual call point (stickers are included - fire alarm call point is not included)	IP65			280 gr.
921801700	BSR-8017*	Addressable input-output unit	IP20	21-28V DC	1mA/1mA	164 gr.
921802002	BSR-8020/WP**	Addressable waterproof I/O input	IP65	21-28V DC	0,7mA/1,3mA	218 gr.
921707001	BSR-7070/A	Short circuit loop isolator	IP20	14-30 DC	200µA/3mA	88 gr.
921214300	BSR-2143	Programming & testing unit	IP20	2x9V Alkaline Battery	60mA	588 gr.
921507200	BSR-5072	Remote detector LED	IP40	+ / - R	- /1mA	67 gr.



BSR-7071/A

BSR-5032

BSR-5036/A

BSR-8020/WP

BSR-2143

MARKING SIGNS



SP-214/S229



SP-214/S228



SP-214/S232



SP-215/S65R
SP-216/S65R


Please mention the type of the sign with extension of the required marking diagram e.g. SP-214/S229

- For orders with new designs upon customers demand will be extra cost
- They are installed in areas where proper information and guidance of the public is required without safety lighting requirements.
- The symbols below comply with the European Norms.

SAFE CONDITION SIGNS													
FIRE EQUIPMENT SIGNS													
MANDATORY ACTION SIGNS													
PROHIBITION SIGNS													
WARNING SIGNS													

PHOTO LUMINESCENT MARKING SIGNS FOR SHIPS

The symbols below comply with the European Norms.



INDEX

Type	Page
A-375	55
A-510/24	34
A-533	20
A-536	20
A-632	25
A-920	27
A-1004	13
A-200	13
A-200/ETHERNET	13
A-211	34
A-4541 ADAM	39
A-485 ADAM 45105	39
A-961	25
A-986	25
BASE-196/N	63
BASE-6024	28
BASE-6124/SB	18
BASE-655	63
BASE-DETECTOR	28
BMS-485	13
BOX-2100/WP	63
BOX-530	20
BS-162	60
BS-1632	25
BS-1634	25
BS-1636	25
BS-1638	25
BS-164	60
BS-1642	25
BS-1646	25
BS-3001	36
BS-3002	36
BS-375/WP/A	55
BS-376/WP/A	55
BS-377/WP/A	59
BS-378/WP/A	59
BS-505	38
BS-505/WP	38
BS-506/ALKALINE	40
BS-506/LITHIUM	40
BS-506/WL	40
BS-510/24	34
BS-521/1	38
BS-521/1/WP	38
BS-527/WP/V2	44
BS-528	36
BS-531/1	29
BS-532/WP	29
BS-533	43
BS-534	43
BS-536	30
BS-536/B	39
BS-536/G	39
BS-536/W	39
BS-537	44
BS-542	37
BS-546	37
BS-572	21
BS-576/L	37
BS-580	37
BS-595/A	31
BS-615	25
BS-627	43
BS-637	43
BS-655/A	28
BS-655/A/C	28
BS-657/A	28
BS-658	55
BS-660/A	28
BS-661	28
BS-685	56
BS-686	56
BS-694	59
BS-695	59
BSR-1000	13
BSR-1001	13
BSR-1002	13

Type	Page
BSR-1004	13
BSR-1004/MODBUS	13
BSR-1004/PRINTER	13
BSR-100x/ ETHERNET-PRINTER	13
BSR-100X/ETHERNET-MODBUS	13
BSR-100x/LOOP 2	13
BSR-100x/LOOP 3-4	13
BSR-2000	63
BSR-2104	63
BSR-2114	63
BSR-2142	63
BSR-2143	63
BSR-5032	63
BSR-5036/A	63
BSR-5072	63
BSR-5132/WP	19
BSR-5136	20
BSR-6055/A	63
BSR-6057/A	63
BSR-6060/A	63
BSR-6155	18
BSR-6157	18
BSR-6160	18
BSR-7070/A	63
BSR-7071/A	63
BSR-8017	63
BSR-8020/WP	63
BSR-8120	21
C500/3+1	47
C500-RS422-T	47
DL-A-AB 06-100/T-EN54	47
DL-SE-06-165/T-EN-54	47
FIRERAY ONE	34
GR-24/12V/A	35
GR-24/24V/A	35
GR-8530	13
LPM 2610	56
LPM 2610	59
NGM 2611	56
NGM 2611	59
OLYMPIA GATEWAY	13
SE-325EC	59
SmokeSabre-01-001	35
Solo A10	35
Solo A5	35
SOLO TEST-KIT 814-101	35
TC100N/CNG	54
TC100N/LPG	54
TC100N/PETROL	54
TESTIFIRE 6001	35
TS282EA	55
TS282EA-H	55
TS282EC-S	55
TS282KG	55
TS282KM	55
TS293EA	54
TS293EO	54
TS293ES	54
TS293KG	54
TS293KI	54
TS293KM	54
TS293PX	54
TS293PX-H	54
WA 06-165/T-EN-54	47
BSR-5130/WP	19
EKI-1221-CE	13
4E-CMP	47
4E-EOL	47
4E-FM	47
4E-FMT	47
4E-SW6	47
Battery	Page
A-986	13
A-961	13
A-940	13
A-1214	13
A-920	27

RMA REQUEST PROCEDURE

Please read Section 1 and 2, the procedure for returning warranty and non-warranty products and the investigation fee are explained here. Following this RMA procedure will lead to faster repair of any equipment sent back to us.

Please fully complete Section 3 and return to rma@olympia-electronics.gr

Once the document has been received an RMA number can be issued.

NOTE

The RMA will not be issued until Section 3 of this form is completed and returned. Section 3 of this form is required for both Warranty and Non-Warranty products. Returned products are not received without the RMA form.

Section 1 - Warranty products

Warranty products will be handled under the standard Olympia Electronics export terms and conditions of your agreement.

1.1 Return process for Warranty products.

All products that do not face a malfunction, will be returned to buyer, with their next shipment and the transportation cost will be on their account.

1.2 Return process for Non-Warranty products.

Products that have exceeded their warranty period are not to be send to the company. In case they are send they are not going to be investigated nor returned to sender, they are going to be recycled.

Section 2 - Investigation fee

Olympia Electronics reserves the right within the RMA to charge an investigation fee. This fee covers investigation time and resource needed to identify any problems.

Section 3 RMA Form Request form for RMA number

Section 4 - Credit Note process

All Credit Notes will be issued for all the returned products upon their arrival at the Customs Office in GREECE. In case the returned products are not covered by Warranty, or the malfunction is buyer's (or installer's) responsibility, a relevant Debit Note will be issued.

Shipping instructions:

All goods should be shipped direct to our premises:

Olympia Electronics SA

72o Km ONR Thessaloniki- Katerini

Eginio - Pieria – Greece, P.O. 60300

Telephone : +302353051200

FAX: +302353051486

E-mail : rma@olympia-electronics.gr

Date	_____	Customer Return Address	_____
Customer Name	_____		_____
Customer Contact Details	_____		_____
Tel.: _____	email: _____		_____

Warranty (Yes / No)	Investigation Fee Accepted (Yes / No)	Purchase Order number	_____
---------------------	---------------------------------------	-----------------------	-------

Line	Product	Article No	Production date (LOT no.)	Fault Description
1				
2				
3				
4				
5				

EXPORT TERMS OF SALES

The following conditions shall apply to any estimates ,offers or acknowledged orders prepared in connection with any sales made outside Greek Territory by Olympia Electronics S.A.

1. GENERAL CONDITIONS

By ordering goods, the buyer simultaneously proceeds to the acceptance of the export sales terms herein contained, regardless of any conditions, which may appear on the buyer's documents and subject to any special conditions accepted in writing.

2. PURCHASE ORDERS

The orders should be sent to Olympia Electronics in writing via e-mail or fax. In case that an order is lower than the amount of EURO 1500,00 then the buyer is charged EURO 75,00 fixed custom expenses cost. Moreover, for orders below the amount of EURO 300,00 , the customer is charged EURO 50,00 administrative cost.

3. PURCHASE ORDER CANCELLATION

Olympia Electronics reserves the right to cancel an order in case that information is given by a data bank that the customer faces serious financial problems.

Δ. DISPATCH OF AN ORDER

The delivery terms vary by case and depend on the agreement between Olympia Electronics and the buyer. The terms in force are indicated on the invoice.

4. PRICES

Valid prices are the ones that are mentioned in the official export price list of Olympia Electronics. Olympia Electronics reserves the right to make any modification.

5. TERMS OF PAYMENT

Terms of payment are specified on the invoice. In case that the buyer does not apply the specified terms of payment, Olympia Electronics reserves the right to issue an extra invoice charging customer the legal expenses for a period equal to the delay of the outstanding payment.

6. SAMPLES

Each potential buyer has the right to receive free of charge samples with value not exceeding EURO 50,00. The transportation cost of the samples is charged to the potential buyer.

7. LIMITED RESPONSIBILITY

Olympia Electronics is not responsible in case of mistreatment or bad operating conditions of goods by the buyer. Therefore the buyer cannot take any action against Olympia Electronics.

8. WARRANTY

Olympia Electronics guarantees the quality, condition and operation of the goods. The period of warranty is specified in the official catalogue of Olympia Electronics and also in the technical leaflet, which accompanies each product. This warranty ceases to exist if the buyer does not follow the technical instructions included in official documents given by Olympia Electronics or if the buyer modifies the goods provided or has any repairs or re-setting done by a third party, unless Olympia Electronics has fully agreed to them in writing. The defected goods can be returned only after a written confirmation by Olympia Electronics. Olympia Electronics reserves the right to repair or to replace the returned goods and to or not charge the buyer depending on the reason of defection. Olympia Electronics reserves the right to charge or not the buyer the transportation cost.

9. LEGAL DISPUTES

In case of disputes arising from the interpretation or the performance of the contract agreed upon, Thessaloniki Greek court will be the only competent court.11.INSURANCE

In case of any damage during delivery, the client must not sign for the collection of the goods so as Olympia Electronics to be able to claim this damage from the insurance company, Otherwise Olympia Electronics is not responsible for the damage.

*All prices are NET F.C.A. THESSALONIKI.



est. 1979
**olympiaTM
electronics**
SAFETY & SECURITY SYSTEMS

for a safer world!

www.olympia-electronics.com

The company is certified by
APPROVAL
SWISS
Objectively True
ISO 14001, ISO 45001, ISO 9001

